

DEMOGRAPHIC INDICATORS | YEAR 2023

Nearly stable population thanks to immigration

Falling birth rate, sharply declining mortality: 6 newborns and 11 deaths per 1,000 inhabitants.

More immigrants and less emigrants than the previous year: net migration rises from +261thousand in 2022 to +274thousand in 2023.

More demographic decline in the Municipalities of the Inner areas in the Mezzogiorno (South+Islands): variation of about 5 per thousand less over the previous year; population reduction in four Municipalities over five.

Resident foreign population on the rise: as of January 1, 2024, 5 million and 308thousand individuals, +166thousand over the previous year.

1.20

The total fertility rate

From 1,24 in 2022

83.1 years

**The life expectancy at birth
(six months of additional life
over 2022)**

4.6 per thousand

Net migration rate

The highest since 2011

www.istat.it

UFFICIO STAMPA
tel. +39 06 4673.2243/44
ufficiostampa@istat.it

CONTACT CENTRE
contact@istat.it



Resident population slightly declining

As of January 1, 2024, the resident population in Italy is 58 million and 990 thousand units (provisional data), 7 thousand units less than the previous year (-0.1 per thousand inhabitants). Confirming what had already emerged in 2022 (-33 thousand units), population decline, which characterized the Country as a whole from 2014 to 2021 (-2.8 per thousand on annual average), continues to slow down.

The population variation in 2023 shows a heterogeneous pattern across geographical areas. In the Mezzogiorno, a negative variation is observed, moreover substantial to the extent of -4.1 per thousand. Instead, in the North the population increases by 2.7 per thousand. Population in the Center is stable (+0.1 per thousand).

At the regional level, population increases especially in Trentino-Alto Adige (+4.6 per thousand), in Lombardia (+4.4 per thousand), and in Emilia-Romagna (+4.0 per thousand). Regions where there was a major population loss are Basilicata (-7.4 per thousand) and Sardinia (-5.3 per thousand).

With just 379 thousand births, 2023 highlights another all-time low births record, the eleventh continued from 2013. The births decline process has not experienced pauses since 2008 (577 thousand births). The number of deaths also is falling (661 thousand), 8% less than 2022, a figure more in line with pre-pandemic levels compared to those of the 2020-22 period. From the above, a still strongly negative natural balance emerges (-281 thousand units).

The immigrants from foreign countries (416 thousand), and the emigrations to foreign countries (142 thousand), determine a positive net migration equal to 274 thousand units. Under these conditions, allowing almost compensating the deficit in the natural balance thanks to the favorable migratory dynamics, the resident population has the possibility of remaining in substantial balance, at least on the numerical side.

The changes of residence between Municipalities involved 1 million and 444 thousand citizens, in decline in comparison to 2022 (-1.8%).

As of January 1, 2024, the foreign resident population is 5 million and 308 thousand units, up by 166 thousand individuals (+3.2%) over the previous year. The incidence over the total population is 9%. 58.6% of foreigners, equal to 3 million 109 thousand units, reside in the North, for an incidence of 11.3%. Equally attractive to foreigners is the Center, where 1 million 301 thousand individuals live (24.5% of the total), with an incidence of 11.1%. The presence of the foreign residents is more contained in the Mezzogiorno, 897 thousand units (16.9%), reaching an incidence of just 4.5%.

The reduction of the Italian population (53 million 682 thousand units) continues, with 174 thousand units less in comparison to January 1, 2023, and a variation equal to -3.2 per thousand. In relation to the different demographic dynamics in the Center-North and Mezzogiorno, regarding births, deaths, and changes of residence, the huge amount of this variation is concentrated in the Mezzogiorno, 126 thousand residents less (-6,6 per thousand). Meanwhile, the number of foreigners acquiring Italian citizenship reaches 200 thousand units, a figure in line with the previous year (214 thousand), although in partial decline.

POPULATION CHANGE BY MAIN GEOGRAPHICAL AREA.

Year 2023. Values in thousands (a)

GEOGRAPHICAL ARAS	Population at start	Live Births	Deaths	Immigrants from abroad	Emigrants to abroad	Immigrants from other Municipalities	Emigrants to other Municipalities	Population at end
North	27,417	174	305	226	79	842	785	27,490
North-west	15,859	100	180	138	43	509	478	15,905
North-east	11,559	74	126	88	36	333	307	11,585
Center	11,723	69	133	84	25	258	252	11,724
Mezzogiorno	19,857	137	222	105	38	344	407	19,776
South	13,465	94	148	72	25	231	277	13,411
Island	6,392	43	74	33	13	113	130	6,364
ITALY	58,997	379	661	416	142	1,444	1,444	58,990

Source: Istat, Bilanci demografici dei Comuni e movimento naturale della popolazione presente (2023, provisional data).

(a) Registration and de-registration for other reasons (mainly due to reappearance or unavailability of the citizen) are excluded from the calculation of the provisional demographic balance, the statistical validation of which will be defined in a framework of consistency with the Permanent Population Census - Year 2023, which will be released in December.

Declining deaths and about 6 months of additional life expectancy

Deaths (661 thousand in 2023) record a decrease of 54 thousand units over the previous year. The drop in the total number of events mainly affects the oldest population, within which, as is well known, the majority of deaths are concentrated. In particular, 75% of the decline involves people aged 80 years and over. This part of the population was particularly affected in the pandemic years, when it was subjected to relevant early mortality, especially the most frail and old components.

The early mortality of these individuals, observed at various waves over the period 2020-22, years during which there were 740 thousand, 701 thousand, and 715 thousand deaths respectively, the highest ever recorded, has resulted in a return almost to pre-pandemic mortality levels. Indeed, in 2023, the mortality rate is 11.2 per thousand. Although higher than the 2019 rate (10.6 per thousand), also because of an innate increase effect linked to population ageing, is much lower than 12.1 per thousand of 2022 and 12.5 per thousand of 2020.

In these conditions, declining mortality results in a conspicuous leap forward in life expectancy that reaches 83.1 years in 2023, gaining six months over 2022. For men, life expectancy reaches 81.1 years (+6 months compared to 2022) while for women the value is 85.2 and the gain over 2022 is slightly less than the male one (+5 months). Therefore, while men recover survival levels of 2019 (81.1 years), women still present margins of recovery (85.4 years in 2019).

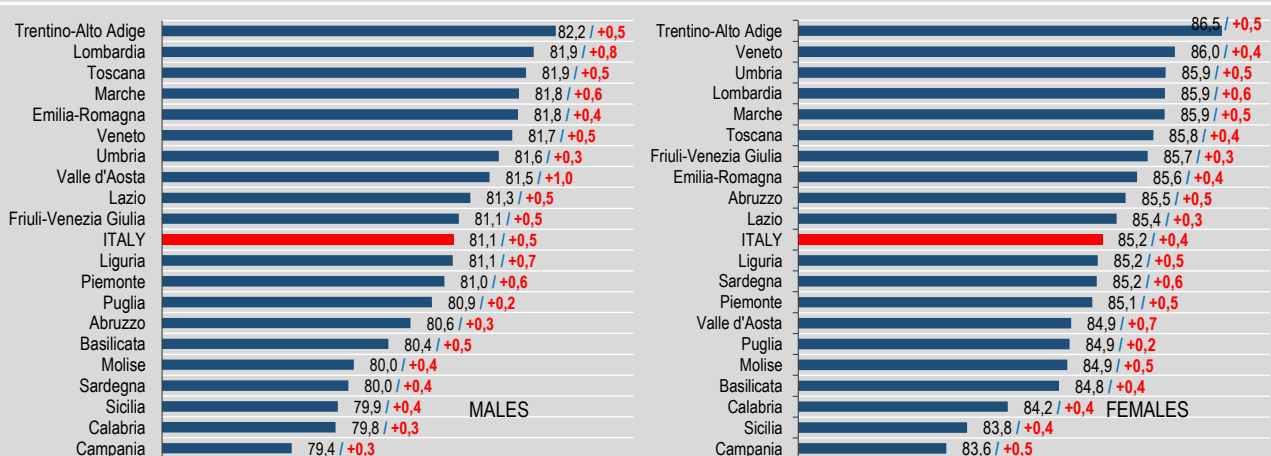
In the North, life expectancy at birth is 81.7 years for men and 85.7 years for women; men gain seven months over 2022, women gain six months. Trentino-Alto Adige is confirmed as the region with the highest life expectancy for both men (82.2) and women (86.5); instead, Valle d'Aosta/*Vallée d'Aoste* is the region with the highest gain over the previous year, one year for men and eight months for women.

In the Center, life expectancy at birth is just below that of the North, 81.6 years for men and 85.6 years for women: for the first ones the increase over 2022 is six months, while for the second ones is four. The highest life expectancy for men is recorded in Toscana (81.9), for women in Marche and Umbria (85.9).

The lowest level of life expectancy at birth is recorded in the Mezzogiorno, 80 years for men and 84.3 for women. The variation for men ranges from the minimum of 79.4 years in Campania to the maximum of 80.6 years in Abruzzo. The same is found for women, for which however the range goes from 83.6 years in Campania to 85.5 in Abruzzo. Therefore, on one hand Trentino-Alto Adige is the longest-lived region, on the other hand Campania continues to present the lowest life expectancy. Considering men and women as a whole, in 2023, between these two territories there is a gap of 2.9 years that does not seem to decrease but rather to increase (it was 2.2 in 2003, 2.7 in 2013).

FIGURE 1. LIFE EXPECTANCY AT BIRTH BY SEX AND REGION

Year 2023 and variation over 2022 (red figures), in years and tenths of a year, estimate.



Source: Istat, Tavole di mortalità della popolazione residente (2022) and Stime anticipatorie degli indicatori demografici e sociali (2023).

With 1.2 children per woman, the fertility is approaching the all-time low level

The number of births continues to decline in 2023. According to provisional data, births in Italy are 379thousand, with a birth rate equal to 6.4 per thousand (it was 6.7 per thousand in 2022). The decrease in births over 2022 is 14thousand units (-3.6%). Since 2008, the last year with an increase in births, the decrease was 197thousand units (-34.2%).

The reduction of births affects Italian and foreign born indifferently. The last ones, equal to 13.3% of the total births, are 50thousand, 3thousand less over 2022.

The decrease in the number of births in 2023 is determined both by a reduction in the fertility couple and by a decrease in the female population of childbearing age (15-49), dropped to 11.5 million as of January 1, 2024, from 13.4 million in 2014 and 13.8 million in 2004. Moreover, also the male population in the same age follow the same destiny in the same period, passing from 13.9 million in 2004 to 13.5 million in 2014, till the current 12 million of individuals.

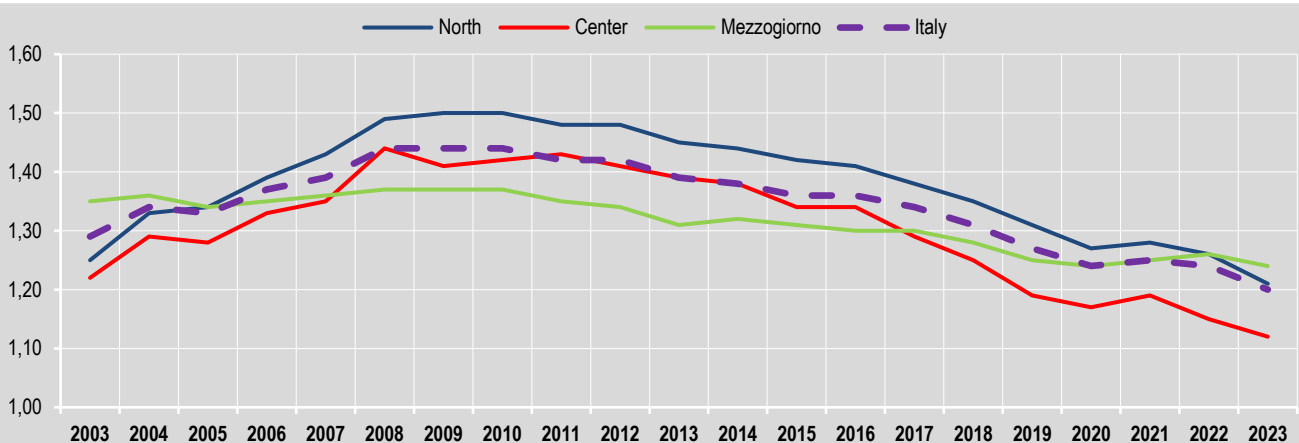
Thus, the average number of children per woman decrease from 1.24 in 2022 to 1.20 in 2023, approaching the all-time low level of 1.19 children recorded in 1995. The reduction in the average number of children per woman affects all the national territory. In the North, it decreases from 1.26 children per woman in 2022 to 1.21 in 2023, in the Center from 1.15 to 1.12. The Mezzogiorno, with a total fertility rate equal to 1.24, the highest among the geographical areas, records a lower decline in comparison with 1.26 of 2022.

In this context, the birth postponement resumes, a great impact phenomena for the general fertility reduction, since the longer the decision to have children is delayed, the shorter the time frame available to potential mothers. After a biennium of substantial stability, in 2023 the mean age at childbearing increases to 32.5 (+0.1 over 2022). This indicator, increasing in all geographical areas, continues to record higher values in the North and Center (32.6 and 32.9 years) compared to the Mezzogiorno (32.2), where a major increase is observed over 2022 (it was 32.0).

After the troubled pandemic and post-pandemic phase, to which part of the recent irregular conjunctural variations must be attributed, the fertility decline resumes everywhere, together with a renewed push to postponement. The North and the Mezzogiorno, after recording the same level of fertility in 2022, diverge again. The Mezzogiorno, after twenty years, returns to have a higher fertility in comparison with Center-North.

Is no longer supportive of the birth rate, at least not as much as in the past, the trend in marriages, 183thousand in 2023 (-6thousand over 2022). Religious marriages are in sharp decline (-8thousand), while civil marriages increase (+2thousand). Overall, in 2023 nuptiality rate continue to slightly decrease, reaching 3.1 per thousand from 3.2 in 2022. The Mezzogiorno continues to be the geographical area with the highest rate, 3.5 per thousand against 2.9 per thousand in the North and Center. At the same time, it is the area where the reduction over 2022 is highest.

FIGURE 2. TOTAL FERTILITY RATE BY GEOGRAPHICAL AREA
Years 2003-2023.



Source: Istat, Rilevazione delle nascite (2003-2022) and Stime anticipatorie degli indicatori demografici e sociali (2023).

Less than one child per woman in Sardinia

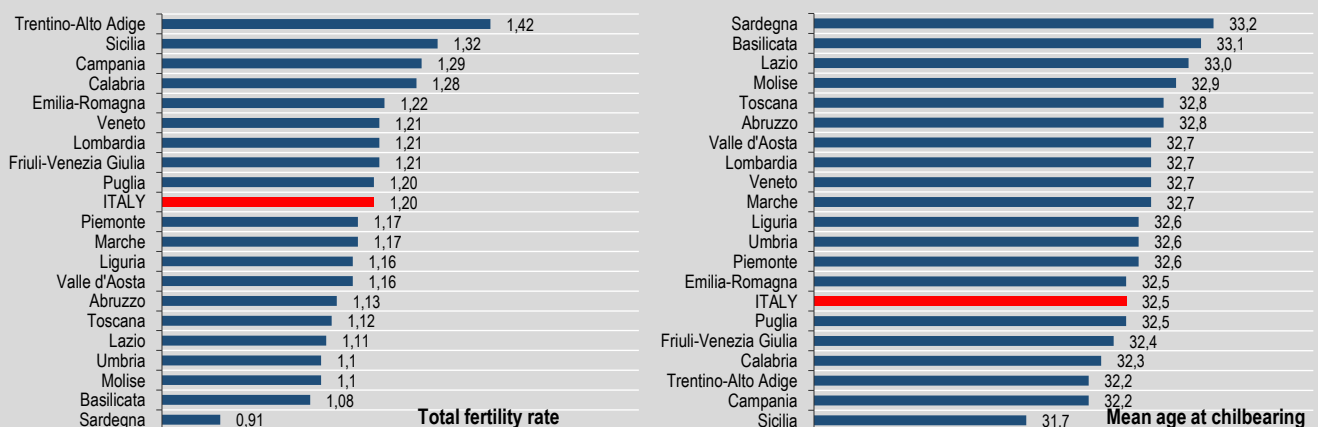
Trentino-Alto Adige, with an average number of children per woman equal to 1.42, continues to have the record of the highest fertility in the Country, although it is among the regions with the highest negative variation over 2022 (1.51). Sicilia and Campania follow, with an average number of children per woman equal to 1.32 and 1.29 respectively (against 1.35 and 1.33 in 2022). In these three regions, the new mothers are on average younger than in the rest of the Country: the mean age at childbearing is 31.7 years in Sicily; 32.2 years in Trentino-Alto Adige and Campania.

Sardegna continues to be the region with the lowest fertility. Stably placed under the level of one child per woman for the fourth consecutive year, in 2023 Sardegna record 0.91 children (0.95 in 2022). It is preceded by other two regions located in the Mezzogiorno: Basilicata, where the average number of children per woman decreases from 1.10 in 2022 to 1.08 in 2023; Molise, which remains stable at 1.10. Sardegna and Basilicata, together with Lazio, are the three regions where the reproductive calendar is most postponed, with mean ages at childbearing of 33.2, 33.1, and 33.0 years, respectively.

In the generalized scenery of low and late fertility, extended to all the areas of the Country with slight differences between the geographical areas, the overall framework presents heterogeneity conditions, even within the same geographical area. For example, in the Mezzogiorno, regions with high fertility (Sicilia, Campania, and Calabria) co-exist with regions presenting the lowest levels (Sardegna, Basilicata, and Molise). In the North, three regions out of four in the North-West (Valle D'Aosta/ *Vallée d'Aosta*, Liguria, Piemonte) have a fertility under the national average (1.20 children per woman), while all the regions in the North-East have a fertility over the average. The Center is more cohesive, where only Marche, with a rate of 1.17 children (the only one to present a slight positive variation over the 1.16 value of 2022) slightly stands out from Toscana, Lazio, and Umbria (1.12, 1.11, and 1.10 children respectively).

Analyzing the provincial level, the highest average number of children per woman is recorded in the Provincia Autonoma di Bolzano (1.56), although presenting a relevant decrease over 2022 (it was 1.64). This is followed by the provinces of Gorizia (1.42), Palermo (1.39), Reggio Calabria (1.37), Ragusa (1.36), and Catania (1.36). All the Sardinia provinces, with national minimum levels, present a fertility lower than one child per woman: from those of Cagliari and Sud Sardegna (0.86 for both) to those of Oristano (0.93), Sassari (0.95), and Nuoro (0.99). Provinces of Massa Carrara (1.02) in the Center, and Verbano-Cusio-Ossola (1.06), in the North, follow.

FIGURE 3. TOTALE FERTILITÀ RATE AND MEAN AGE AT CHILDBEARING (IN YEARS AND TENTHS OF A YEAR) Year 2023, estimate.



Source: Istat, Stime anticipatorie degli indicatori demografici e sociali.

International immigrations on the rise, North and Center the most attractive areas

In 2023, the changes of residence between the Italian Municipalities were 1 million and 444thousand. Although in decline of 1.8% over 2022, the amount of the movements is in line with the increasing trend of the last decade, considering that 2022 has been a particularly vibrant year after the pandemic crisis.

Also in 2023, the Mezzogiorno is confirmed as the area of the Country where the emigrations are not replaced by so many immigrations: the individuals that during the year moved from a Municipality in Mezzogiorno to another Italian Municipality (possibly even in the same Mezzogiorno) are about 407thousand, while flows with destination a Municipality in Mezzogiorno are just over 344thousand.

This dynamic generated, for the overall geographical area, a negative net migration of -63thousand units (-3.2 per thousand inhabitants). The population loss in the Mezzogiorno due to the movements between Municipalities affects all the regions of the area, particularly Basilicata and Calabria, for which the net internal migration rate is -6.2 per thousand and -5,3 per thousand, respectively. Molise (-4.8 per thousand) and Campania (-3.7 per thousand) follow.

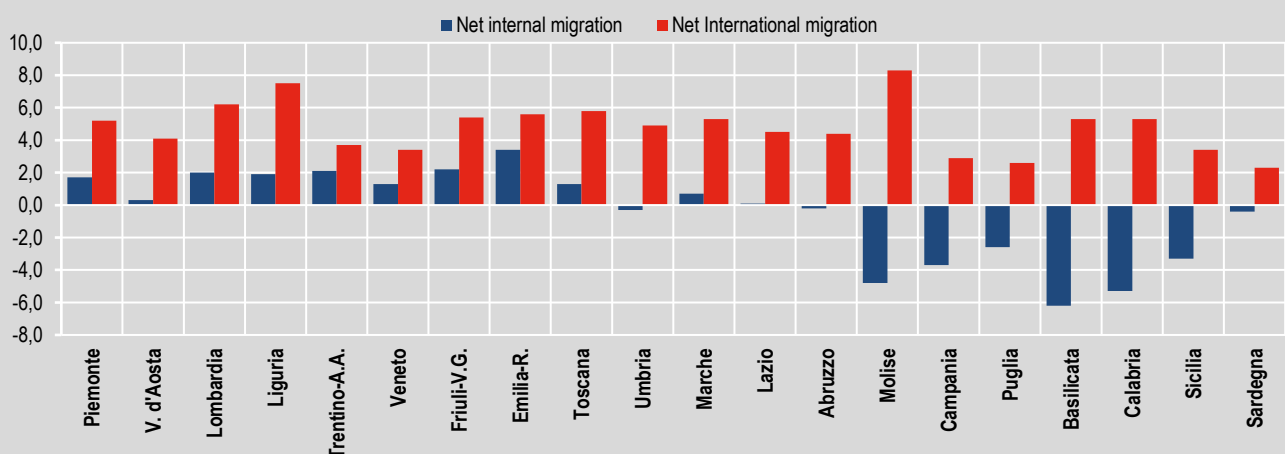
On the other hand, regions of the North are confirmed as the most attractive: movements toward a northern Municipality from another Municipality (possibly also from another municipality of the same North) are 842thousand, while movements from a northern Municipality are 785thousand; overall the net internal migration is positive and equal to 57thousand inhabitants (+2.1 per thousand). The most attractive region is Emilia-Romagna (+3.4 per thousand), followed by Friuli-Venezia Giulia (+2.2 per thousand) and Trentino Alto-Adige (+2.1 per thousand). More contained, but still positive, is the net migration rate of the Center (+0.5 per thousand).

In 2023, the immigrants from foreign countries are equal to 416thousand, slightly increasing (+1.1%) over 2022, but on a sharp rise compared to the average of the last decade (about 314thousand annually). From the first provisional data, Ucraina is the main country of origin of the flows (7.9% of the total), related to the flows for humanitarian motivations due to the ongoing war. Albania (7%) and Bangladesh (6%) follow. Only 5.4% of the immigrants come from Romania, a country that was for a long time (from the early 2000s to 2021) the first country of origin of the immigration flows.

Instead, emigration abroad continues to decrease. In 2023, they are 142thousand, down by 5.6% over 2022 and about 21% compared to 2019, when they were 180thousand. Regno Unito and Germania are confirmed as the principal countries of destination of the emigration to foreign countries (22% of the total outflows), followed by Svizzera (8.2%) and Francia (7.2%).

The net migration rate with foreign countries increases to 4.6 per thousand, confirming a growing trend that started in 2015 and stopped only in the pandemic period. Center and North are the geographical areas with the highest net migration, more than 5 per thousand for both, the Mezzogiorno has a more contained net migration, equal to 3.4 per thousand.

FIGURE 4. NET INTERNAL MIGRATION AND NET INTERNATIONAL MIGRATION, BY REGION. Year 2023. Per thousand



Source: Istat, Bilanci demografici dei Comuni and movimento naturale della popolazione presente (2023, provisional data).

The effect of the migration flow of foreigners is opposite to that of Italians

Migration with foreign countries plays an important role in the demographic context of the Country. In 2023, migration, beyond counteracting the population decline with a net migration that almost compensates the negative natural balance, contributes to slowing down the ageing process.

Indeed, the entry of new immigrants from abroad, not only directly contributes to the population increase, but it rejuvenates the age structure of the total population, revitalizing the working-age population, and it has an effect on the fertility level, although slight.

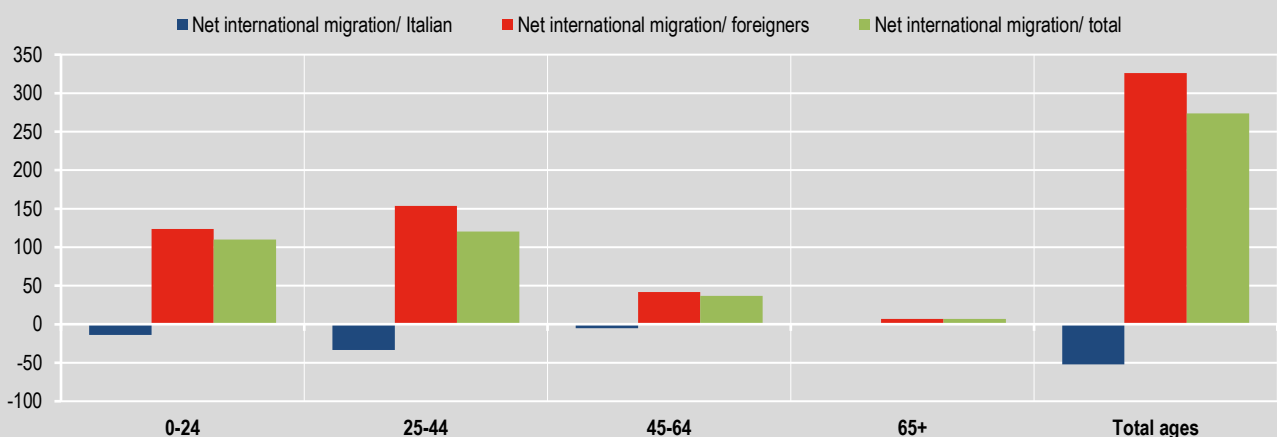
In 2023, the net migration with foreign countries is equal to +274 thousand units, a population gain obtained as an effect of two opposite dynamics. On the one hand, the immigration of foreigners, largely positive (360 thousand), counterbalanced by a small number of departures (34 thousand), on the other hand, the flows from abroad of Italian citizens characterized by a number of expatriates (108 thousand) not replaced by as many repatriations (55 thousand). The result is a foreign population gain (+326 thousand) and a loss of Italian citizens (-53 thousand).

These dynamics are evident especially in the younger age class, characterized by a higher propensity to migrate. Indeed, the greatest net outflow of Italians is observed among young adults from 25 to 44 years (-34 thousand) and among children and young people up to 24 years old (-14 thousand). Net flows of foreign immigration in the same age classes are largely positive and transform the losses in gains of young and working-age population: the gain of foreign children, young people and adults up to 44 years old is over 277 thousand and allow to reduce the loss of Italians in the same age classes, bringing a gainful for these age classes (+230 thousand). Net migration is more contained in the older age groups. The net loss of Italians of 45-64 years (-5 thousand) is compensated by a gain of foreigners in the same age class (+42 thousand).

The only minimum positive net migration of Italians is among people over 65 years old, an age class where repatriations overcome the expatriations (+88 residents). The net migration in this age class is also lower for foreigners (+7 thousand).

FIGURE 5. NET INTERNATIONAL MIGRATION BY CITIZENSHIP (ITALIAN/FOREIGN) AND AGE CLASSES

Year 2023, absolute values in thousands.



Source: Istat, Rilevazione dei trasferimenti di residenza (2023, provisional data).

One child under 10 years old for every person aged 80 years and more

As of January 1, 2024, the resident population presents a mean age of 46.6 years, rising by two decimal points (about three months) in comparison with January 1, 2023.

The population aged 65 years and more, including a total of 14 million and 358 thousand people, makes up 24.3% of the total population, compared to 24% in the previous year.

The number of people aged 80 years and more, the so-called oldest-old people, increases: with 4 million and 554 thousand people, almost 50 thousand more than 12 months earlier, this part of the population has overcome children under 10 years (4 million 441 thousand individuals). This ratio, now under parity, was 2.5 to 1 twenty-five years ago and 9 to 1 fifty years ago.

Moreover, individuals of working-age and younger people are decreasing: the number of people aged 15-64 drop from 37 million and 472 thousand (63.5%) to 37 million 447 thousand (63.5%), while young people up 14 years old decrease from 7 million 344 thousand (12.4%) to 7 million 185 thousand (12.2%).

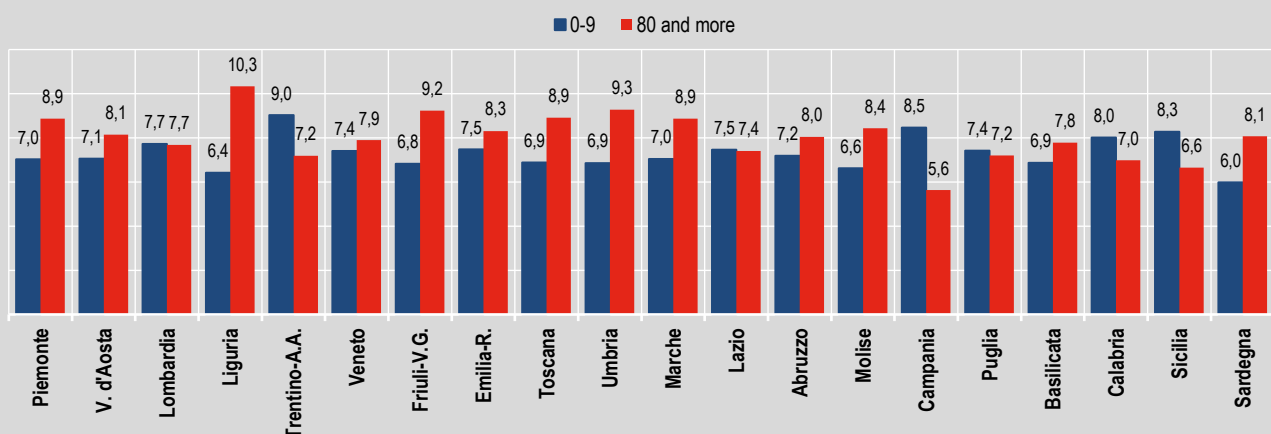
The Center and North, characterized by a relatively older population structure, present a proportion of young people (0-14 years) equal to 12.1% and 11.8%, respectively. Instead, in the Mezzogiorno the share is 12.5%, still the highest although in decline.

Liguria is the oldest region, with 29% of the population aged 65 and over and 10.3% of the population aged 80 and over. Friuli-Venezia Giulia (27.1% and 9.2%) and Umbria (27% and 9.3%) follow. The region with the lowest percentage of people aged 65 years and more and of people over 80 is Campania (20.9% and 5.6%), followed by Trentino-Alto Adige (22.1% and 7.2%) and Sicilia (23,2 and 6,6%).

At the beginning of 2024, the estimated number of centenarians (people aged 100 years and over) reaches the all-time high level, by overcoming 22,500 thousand units, over 2 thousand more in comparison with the previous year.

FIGURE 6. RESIDENT POPULATION 0-9 YEARS AND 80 YEARS AND MORE BY REGION

As of January 1, 2024, estimate, percentage values.



Source: Istat, Stime anticipate degli indicatori demografici e sociali.

Mezzogiorno and Inner areas lose more population

The ageing process develop in a heterogeneous way in the territory, showing opposing characteristics along the Center-north and Mezzogiorno gradient and also between Inner areas and Centers as well, these latter as identified by National Strategy for Inner Areas (NSIA), on the basis of the distance from essential services (schools, hospitals, transport). In the long run, the Inner areas are characterized by progressive ageing and population decline which risk to exacerbating the frailty elements already present in these territories.

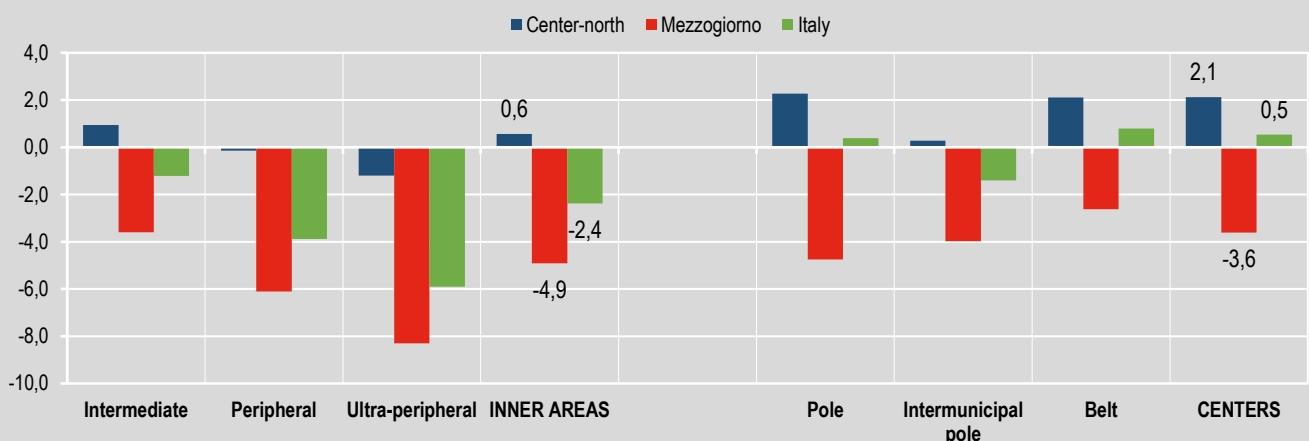
As of January 1, 2024, the population of Inner Areas is seven months older than population in the Centers, presenting a mean age equal to 47.1 years. On the same date, in the Inner areas, the share of the young population (0-14 years old) is equal to 11.8%, 0.5 percentage points lower than Centers population. The gap is highest for the share of population aged 65 years and more: over 1 percentage point to the disadvantage of Internal Areas, which present a value of 25.2% against 24.1% of the Centers.

Combined with the population ageing, a greater demographic decline can be observed in the Inner areas than in the Centers. During 2023, the overall population in Internal areas declined by 32thousand units (-2.4 per thousand) compared to 2022, with marked differences from the North to the South of the Country. Indeed, the Inner areas of Center-north, are stable in comparison with the previous year (+3thousand residents, +0.6 per thousand), thanks to a moderate population gain in the Intermediate Municipalities (+4thousand residents, +0,9 per thousand), while the Peripheral Municipalities and Ultra-peripheral municipalities of the geographical area present a slightly population decline, equal to just over 500 residents (-0.3 per thousand). Moreover, just over half (52.6%) out of 2,116 Municipalities in Center-North Inner areas experienced a population decline.

Instead, the Inner areas of the Mezzogiorno, record an overall population loss equal to about 35thousand residents (-4.9 per thousand), more consistent especially in the peripheral and Ultra-peripheral areas (-18thousand and -4thousand, respectively), with relative variations of -6.1 and -8.3 per thousand compared to the previous year. Overall, the population decline in the Inner areas of the Mezzogiorno involved four out of five Municipalities.

The Center-north and Mezzogiorno gradient is also observed in the Centers of the NSIA classification. In these Municipalities as a whole, the stability of the population in comparison with the previous years (+0.5 per thousand) is the result of the positive variation of Poles and Belt Municipalities in the Center-north (+2.1 per thousand) and the decline in those of the Mezzogiorno (-3.6 per thousand).

FIGURE 7. VARIATION OF THE POPULATION IN THE INNER AREAS AND CENTERS, BY GEOGRAPHICAL AREA.
Year 2023, relative variation per thousand.



Source: Istat, Bilanci demografici dei Comuni and movimento naturale della popolazione presente (2023, provisional data).

Glossary

Acquisition of citizenship: Italian citizenship is acquired in direct line per *iure sanguinis*, that is, if one is born or adopted by Italian citizens. Under Law No. 91/1992, a foreigner can acquire Italian citizenship by continuous residence (art.9) after 10 years if he/she is a non-EU citizen, after five years if he/she is a refugee or stateless person, after four if he/she is an EU citizen. There is also acquisition by marriage (art.5) with an Italian citizen and residence in Italy for at least two years after the wedding celebration. As for the foreign minor, acquisition can be obtained by transmission from parents living with him, with the possibility of renunciation once he becomes an adult (art.14). Finally, for a foreigner born in Italy who has resided there continuously until reaching the age of majority, there is the option of being able to elect Italian citizenship within one year from the aforementioned date (art.4, c.2).

Average number of children per woman (or total fertility rate - TFT): the number of children a woman would give birth to if, over her reproductive lifetime (and in the absence of mortality during that lifetime), she were subjected to the fertility calendar (in the form of age-specific fertility rates) for the year of observation.

Birth (rate): ratio of the number of live births for the year to the average population, multiplied by 1,000.

Citizenship: legal bond between an individual and a State, required and documented for the exercise of rights and subjection to particular duties

Death: the cessation of any sign of life at any time after the vital birth.

Life expectancy at birth: the average number of years that a person can count to live from birth in the hypothesis that, in the course of his existence, he was subjected to mortality risks by age of the year of observation.

Life expectancy at age "x": the average number of years that a person of completed age "x" can count to survive in the hypothesis that, in the course of his subsequent life, he was subjected to the risks of mortality by age (from age "x" up) of the year of observation.

Live birth: the product of conception that, once expelled or completely extracted from the maternal body, regardless of the duration of gestation, breathes or manifests other signs of life.

Mean age: mean age of the population at a certain date expressed in years and tenths of a year.

Mean age at childbearing: the mean age at birth of mothers expressed in years and tenths of a year, calculated considering only live births.

Mortality (rate of): ratio of the number of deaths in the year to the average population, multiplied by 1,000.

Nuptiality (rate): ratio of the number of marriages celebrated in the year to the average population (per 1,000).

Registration and de-registration for transfer of residence: registration concerns people who have moved to a Municipality from other Municipalities or from abroad; de-registration concerns people who have moved to another municipality or abroad.

Resident population: constituted in each Municipality (and similarly for other territorial divisions) of people with habitual residence in the Municipality itself. Persons temporarily residing in another Municipality or abroad, for the exercise of seasonal occupations or for reasons of limited duration, do not cease to belong to the resident population.

Net international migration: the difference between immigration from foreign countries and the emigration to foreign countries.

Net internal migration: difference between the number of registered people due to change of residence from another municipality and the number of those canceled due to change of residence to another municipality.

Natural population change: difference between the number of live births and deaths during a given period

Methodological note

Knowledge objectives

The demographic balance of the resident population and the provisional estimates of the main demographic indicators provide, in a short period, information on the latest developments in demographic dynamics through the statistical documentation of the most recent trends, with particular attention to the territorial articulation of the

phenomena studied. The results produced concern on the one hand the estimates of the aggregates of the demographic balance components and on the other those relating to the main demographic indicators

Reference framework

The growing demand for statistical information and the need to reduce dissemination times led to the creation, in 2002, by the National Statistical Institute, of a territorial system of provisional estimates. This project has as its purpose the production of “quick” estimates of the main demographic behaviours and structural trends in progress of the Italian population. Together with the information coming from the provisional demographic balance of the resident population, it is possible to provide a complete and exhaustive framework of the principal demographic trends of the Country.

Data sources

Currently the data about registration and de-registration in the Population Register are electronically detected through the administrative system National Register of the Resident Population (ANPR, <https://www.anpr.interno.it/>), fed by the events notifications transmitted by Italian Municipalities.

Process and methodologies

The demographic balance of the resident population is produced by elaborating micro data of the demographic dynamics obtained through the notifications sent by Municipalities to the ANPR system.

Provisional estimates of the main demographic indicator are produced starting from the analysis of the provisional demographic balance of the resident population (births, deaths, changes of residence). Using a specific micro-simulation model with constrained totals, basically based on the general principle of the cohort-component-model, this set of aggregate information is further broken down into the variables of interest (sex, age, citizenship, territory, origin/destination) when not already recorded (as in the case of migratory movements for example, but not of deaths that are already partially known at a disaggregated level). This procedure is necessary in order to calculate the resident population at the end of the year. Once these results have been obtained, it is possible to calculate the various demographic indicators.

Contents

The demographic balance of the resident population provides, with municipal detail, aggregate data about the movements of the resident population.

The provincial estimates of the main demographic indicators provide, with provincial detail, an updated picture of the demographic situation of the country on: movement of the resident population (live birth, mortality and migration rates), main demographic trends (fertility, life expectancy) and population structure (sex, age, citizenship).

Time lag and territorial detail

Data are diffused approximately three months after the end of the reference period. For the 2023 events, the consolidation of the flows coming from the database was made at the beginning of March 2024. The 2023 events not recorded in the Population Register within this date are not counted in the present demographic balance and in the calculation of the indicators.

The data about the 2023 demographic balance of the resident population are disseminated as provisional, at municipal level. The definitive data will be released at the end of the year with the results of the 2023 Permanent Population Census.

It should be remembered that the indicators published as estimates are of a provisional nature due to the error associated with them and that the margin of error is all the more significant the more the analysis is articulated on a territorial basis. The estimates of the demographic indicators are updated once the final validation process of data takes place.

Dissemination

Data about demographic balance of the resident population and provisional estimates of the main demographic indicators are available on the datawarehouse <https://esploradati.istat.it/databrowser/> as well as on the thematic site <https://demo.istat.it/>.

For technical and methodological information

Marco Battaglini
battagli@istat.it

Maura Simone
simone@istat.it