

Agriculture



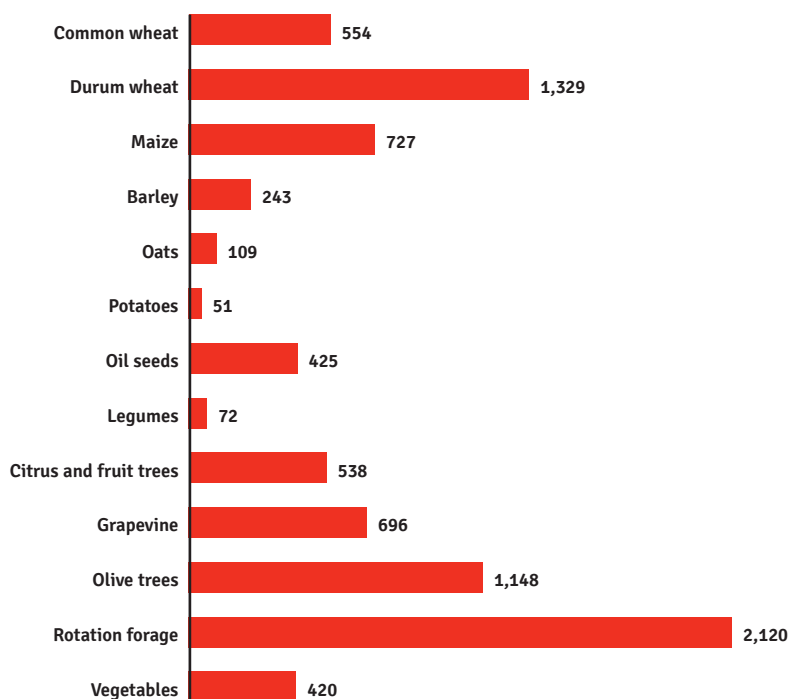
AGRICULTURAL PRODUCTION AND VALUE ADDED BY GEOGRAPHICAL AREA

Year 2015

	PRODUCTION		VALUE ADDED	
	Millions of current euros	Annual % changes in chain linked volumes	Millions of current euros	Annual % changes in chain linked volumes
North-west	11,639	-1.1	5,656	-1.0
North-east	14,971	0.3	7,937	0.8
Centre	8,206	3.5	5,030	5.7
South	13,061	5.9	8,091	9.6
Islands	6,561	3.0	4,177	5.1
ITALY	54,438	2.0	30,891	4.0

UTILISED AGRICULTURAL AREA BY MAIN CROPS

Year 2015, thousands of hectares



GLOSSARY

CHAIN-LINKED VALUES: are the volume measure of national accounts aggregates, representing a series of economic data in real terms and net of price changes. For each aggregate and each year the ratio between the value in the prices of the previous year (for example, the estimates for 2009 are expressed at 2008 prices) and the aggregate value for the previous year are calculated. The volume indices computed on different basis are then related to a fixed base year (currently 2010), thus obtaining chained volume indices. Chain-linked aggregates are obtained by multiplying these latter by the current value in the base year.

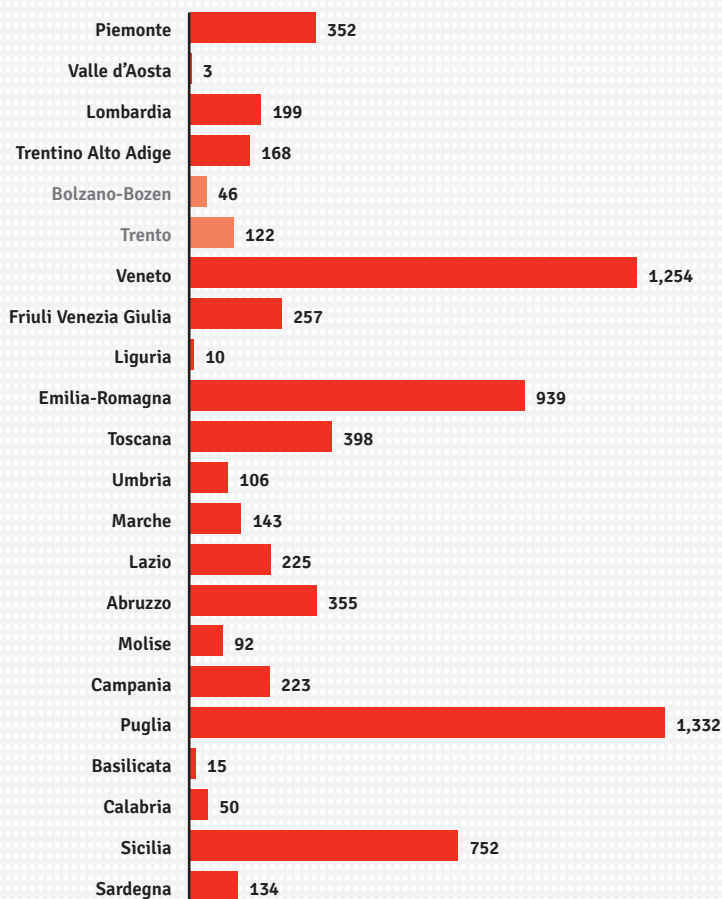
HARVEST OF MAIN CROPS BY GEOGRAPHICAL AREA

Year 2015, thousands of tons

Geographical area	Wheat	Maize	Tomato	Olive trees	Citrus and fruit trees
North	3,048	6,428	2,586	57	4,096
Centre	1,831	434	336	316	392
South and the Islands	2,775	212	2,972	2,360	4,756
ITALY	7,654	7,074	5,894	2,733	9,244

HARVEST OF WINE GRAPES

Year 2015, thousands of tons



TOTAL ITALY: 7,006

LICENSED AGRITOURISM FARMS BY TYPE OF ACTIVITY* AND GEOGRAPHICAL AREA

Year 2015

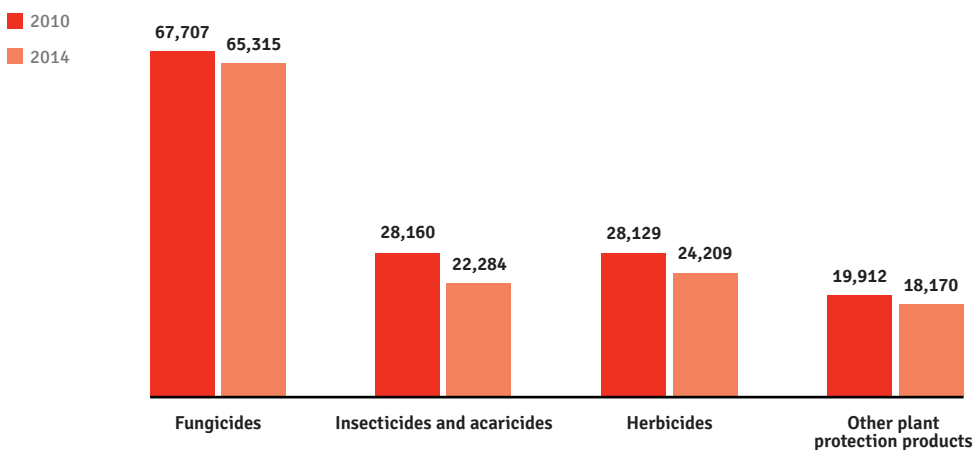
Geographical area	Accommodation	Food service	Tasting	Other activities**	Total
North	7,562	5,096	1,861	4,879	10,446
Centre	7,195	2,838	1,552	4,993	7,642
South and the Islands	3,538	3,273	872	2,544	4,150
ITALY	18,295	11,207	4,285	12,416	22,238

* a farm may be authorized to perform one or more types of agritourism activities

** horse-riding, hiking, nature explorations, trekking, mountain bike, courses, sports, etc. are included

PLANT PROTECTION PRODUCTS PLACED ON THE MARKET FOR AGRICULTURAL USE

Years 2010 and 2014, tons



GLOSSARY

PLANT PROTECTION PRODUCTS (AGROCHEMICALS AND PESTICIDES): are synthetic or natural products used against all harmful organisms or to prevent the action of such organisms (infectious diseases, plant pathogens, parasites and pests, infesting weeds).