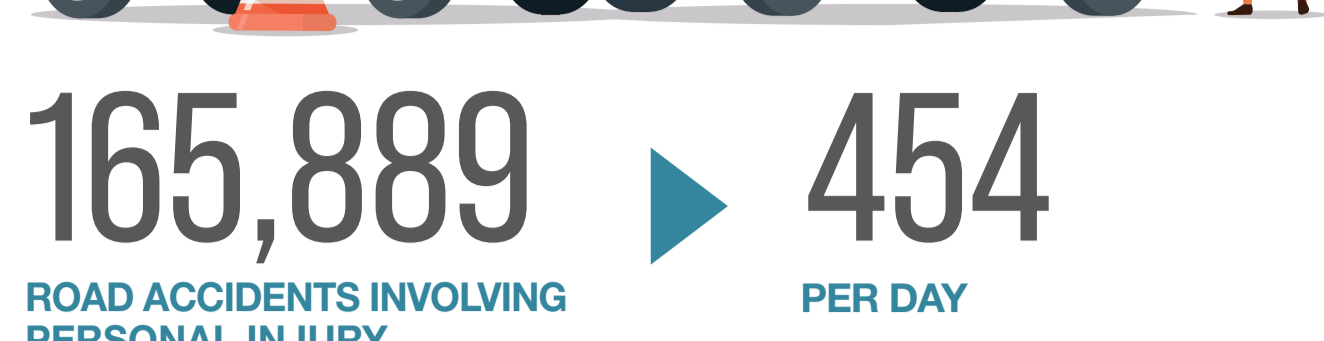


# ROAD ACCIDENTS IN ITALY Year 2022

With the clear recovery in mobility, after the most acute pandemic phase, in 2022 road accidents, injured and victims increased  
(Victims within 30 days after the accident)

## ROAD ACCIDENTS



165,889

ROAD ACCIDENTS INVOLVING PERSONAL INJURY

454

PER DAY

### WHERE DO THEY TAKE PLACE?

73.4%

BUILT UP ROADS

21.5%

NON BUILT UP ROADS

5.0%

MOTORWAYS

### WHY DO THEY HAPPEN?

15.0%

DISTRACTION

13.7%

FAILURE TO COMPLY PRECEDENCE RULES

9.3%

SPEEDING

The first 3 circumstances

### WHICH IS THE SOCIAL COST?



17.9

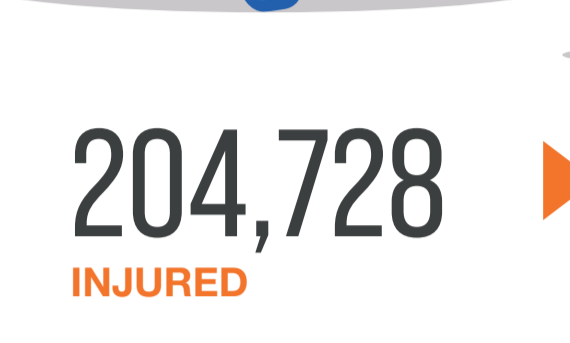
BILLION EUROS

0.9%

OF GROSS DOMESTIC PRODUCT

2022 updated values by Istat and Aci

## INJURED AND VICTIMS



204,728

INJURED

561

INJURED PER DAY

15,990

SERIOUSLY INJURED | 2021

+13.4%

COMPARED WITH 2020

-9.1%

COMPARED WITH 2019

3,159

VICTIMS

83.9%

DEAD WITHIN 24 HOURS AFTER THE ROAD ACCIDENT

9

PER DAY

81.6%



18.4%

### VICTIMS BY ROAD USER TYPE

43.5%




CARS

24.7%



MOTORCYCLES

15.4%



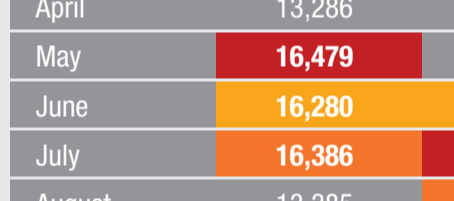
PEDESTRIANS

6.5%



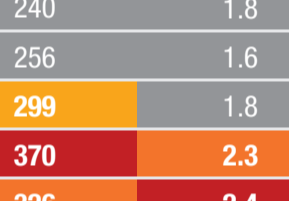
E-BICYCLES

5.3%



TRUCKS

2.2%



MOPEDS

0.5%



ELECTRIC SCOOTERS

1.9%



OTHER ROAD USERS

### ACCIDENTS AND VICTIMS PER MONTH

	ACCIDENTS	VICTIMS	MORTALITY INDEX
January	10,256	230	2.2
February	11,291	191	1.7
March	12,338	203	1.6
April	13,286	240	1.8
May	16,479	256	1.6
June	16,280	299	1.8
July	16,386	370	2.3
August	13,385	326	2.4
September	14,908	270	1.8
October	15,092	287	1.9
November	13,649	235	1.7
December	12,539	252	2.0
Total	165,889	3,159	1.9

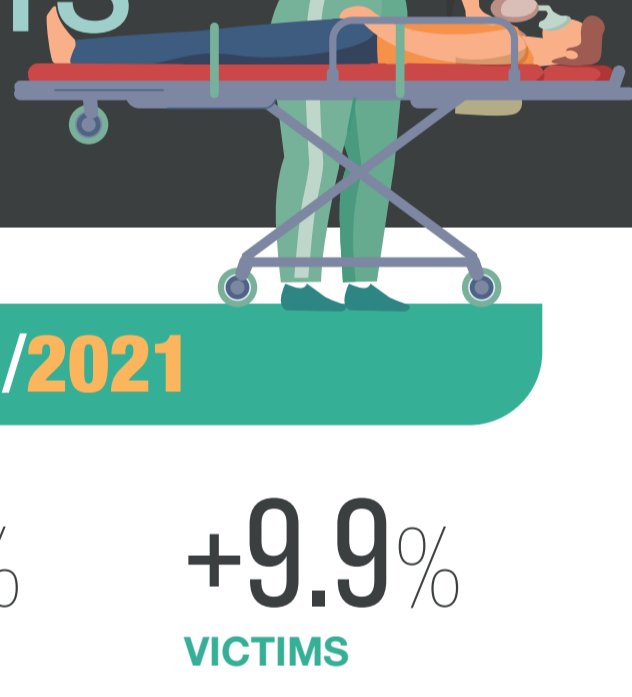


WORST MONTH

SECOND WORST MONTH

THIRD WORST MONTH

## ROAD ACCIDENTS: DEVELOPMENTS OVER TIME



### Percentage change 2022/2021

+9.2%

ACCIDENTS

+9.2%

INJURED

+9.9%

VICTIMS

### Percentage change 2022/2019

-3.7%

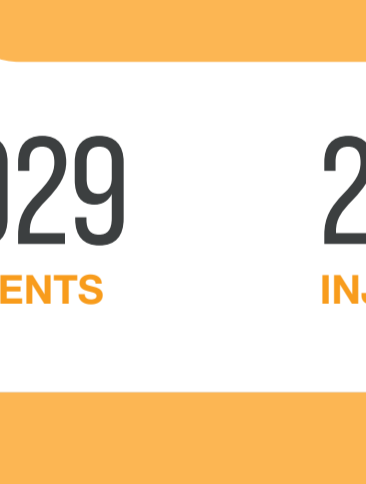
ACCIDENTS

-7.4%

INJURED

-0.4%

VICTIMS



## E-SCOOTERS

### Year 2022

2,929

ACCIDENTS

2,787

INJURED

16

VICTIMS

### Year 2021

2,101

ACCIDENTS

1,980

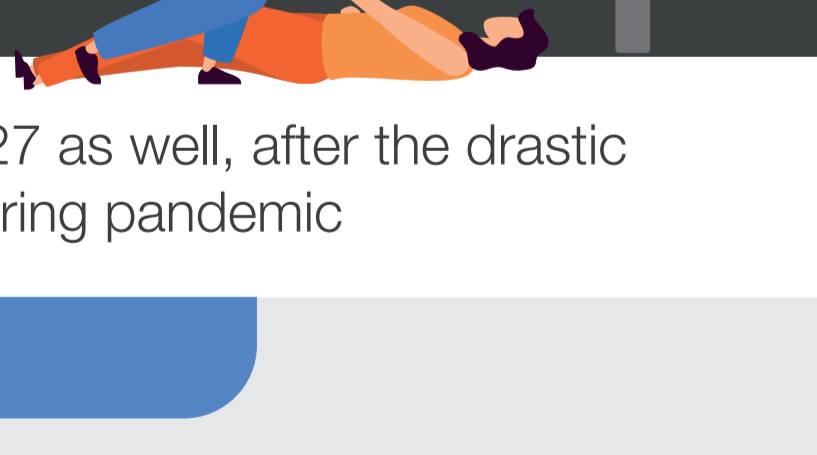
INJURED

9

VICTIMS

## EUROPEAN CONTEXT

Eu27 UK not included



Increasing victims in Eu27 as well, after the drastic decreasing observed during pandemic

### VICTIMS

2022

20,669

2021

19,932

2019

22,761

### VICTIMS PER MILLION INHABITANTS

ITALY

54 19<sup>th</sup> IN EUROPE -6 POSITIONS IN THE EU RANKING

Eu27

46 1<sup>st</sup> SWEDEN (22)

### EUROPEAN TARGET 2030

HALVING OF FATALITIES AND SERIOUS INJURIES

MONITORING OF KEY PERFORMANCE INDICATORS\*

\* speed, driving distraction, use of alcohol and drugs, efficiency of rescue systems in the event safety level of the vehicle fleet and the national road network



## SANCTIONS

Year-over-year percentage change

ABOUT 4 OUT OF 10 SANCTIONS FOR EXCESS OF SPEEDING [+19.8%]

INCREASED SANCTIONS FOR DRINK-DRIVING [+21.5%]

DRIVING UNDER THE INFLUENCE OF DRUGS [+7.4%]

Sanctions applied by Motorway Police, Carabinieri and Local Police as a whole