

June 2020

INDUSTRIAL AND CONSTRUCTION PRODUCER PRICES

- In June 2020, compared with the previous month, industrial producer prices increased by 0.5%. On domestic market producer prices increased by 0.7%, on non-domestic market by 0.1%.
- Over the last three months, compared to the previous three months, industrial produce prices decreased by 3.3% (-4.5% for the domestic market, -0.9% for the non-domestic market).
- In June 2020, compared with June 2019, industrial producer prices decreased by 4.5% (-6.1% on domestic market, -0.7% on foreign market).
- In June 2020 construction producer prices of Residential buildings and non-residential buildings decreased by 0.1% on monthly basis and by 0.2% on annual basis; construction producer prices of Roads and railways increased by 0.1% compared with the previous month and by 0.3% on annual basis.
- Over the last three months, compared to the previous three months, construction producer prices stayed stable for Residential buildings and non-residential buildings while decreased by 0.2% for Roads and railways.

Industrial Producer Prices

CHART 1. INDUSTRIAL PRODUCER PRICES INDEX, TOTAL, DOMESTIC AND NON-DOMESTIC MARKET

January 2015 – June 2020 (index, 2015=100)

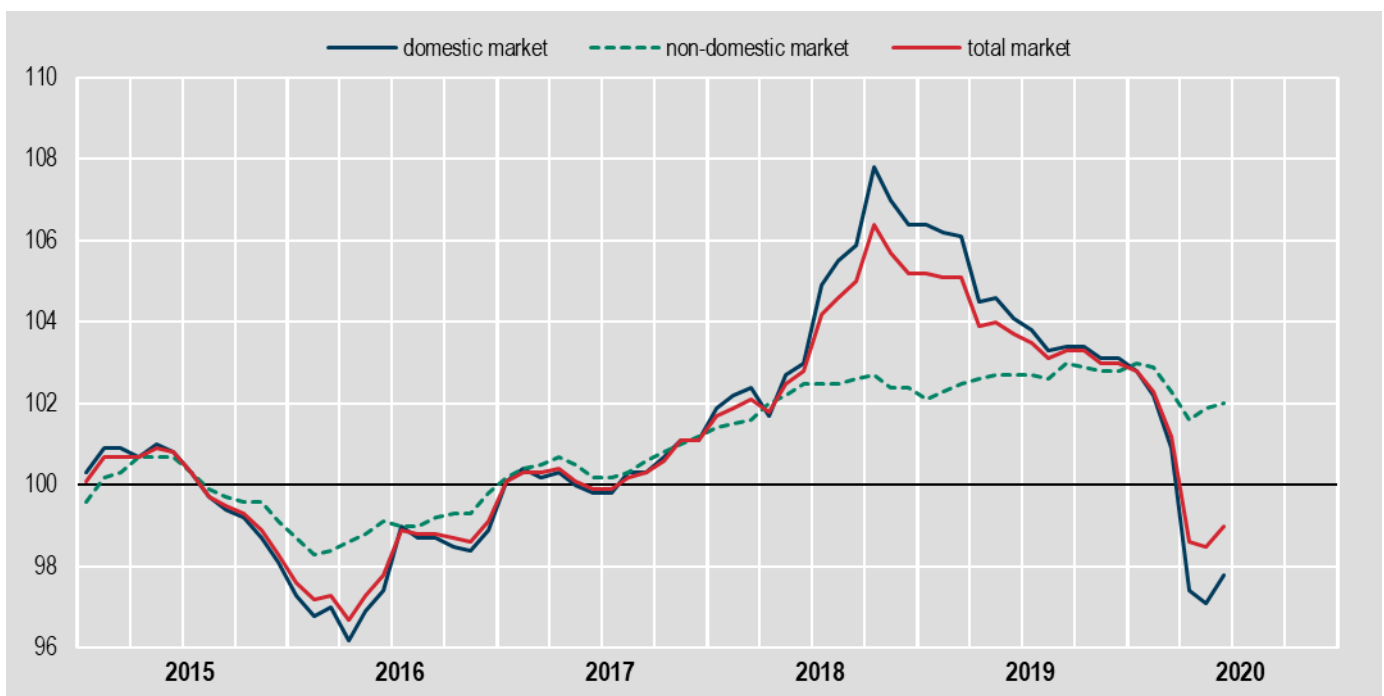


CHART 2. INDUSTRIAL PRODUCER PRICES INDEX, MONTH ON PREVIOUS MONTH PERCENT CHANGES

January 2016 – June 2020 (index, 2015=100)

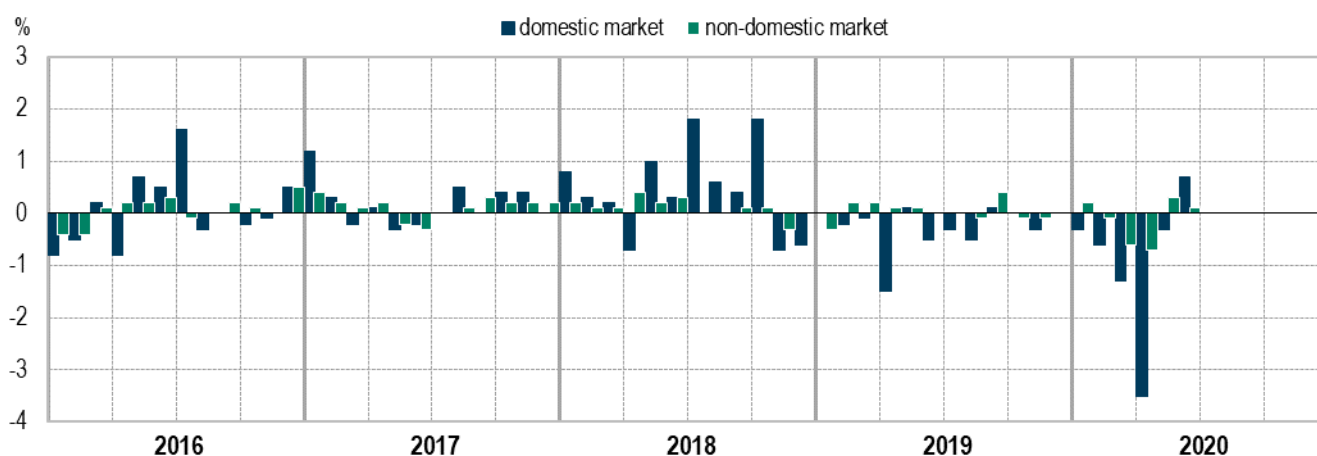


CHART 3. INDUSTRIAL PRODUCER PRICES INDEX, MONTH ON SAME MONTH A YEAR AGO PERCENT CHANGES

January 2016 – June 2020 (index, 2015=100)

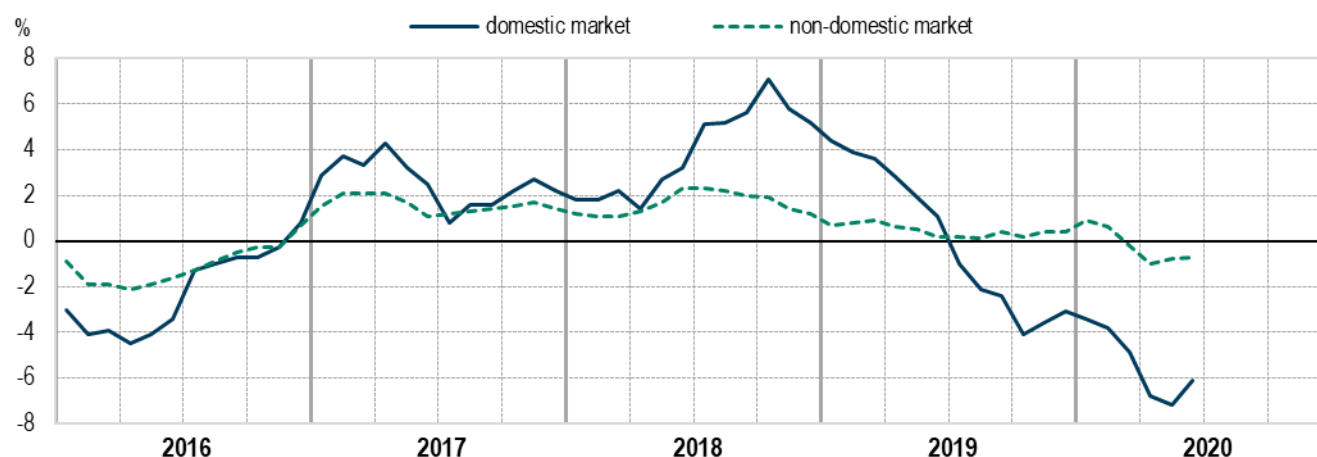


TABLE 1. INDUSTRIAL PRODUCER PRICES INDEX

June 2020 (a), months on previous months and months on same months a year ago percent changes (index, 2015=100)

	Index	Months on previous months		Months on same months a year ago	
		Jun 20 May 20	Apr-Jun 20 Jan-Mar 20	Jun 20 Jun 19	Jan-Jun 20 Jan-Jun 19
Total market	99.0	+0.5	-3.3	-4.5	-3.9
Domestic market	97.8	+0.7	-4.5	-6.1	-5.3
Non-domestic market	102.0	+0.1	-0.9	-0.7	-0.2
<i>Euro area</i>	102.3	-0.2	-0.3	-0.7	-0.4
<i>Non-euro area</i>	101.8	+0.3	-1.2	-0.7	-0.1

(a) Data are provisional and subject to revisions.

TABLE 2. INDUSTRIAL PRODUCER PRICES INDEX BY MAIN INDUSTRIAL GROUPINGS (MIG)

June 2020 (a), month on previous month and month on same month a year ago percent changes (index, 2015=100)

MAIN INDUSTRIAL GROUPINGS (MIG)	Domestic market		Non-domestic market Euro area		Non-domestic market Non-euro area	
	Month on previous month	Month on same month a year ago	Month on previous month	Month on same month a year ago	Month on previous month	Month on same month a year ago
	Jun 20 May 20	Jun 20 Jun 19	Jun 20 May 20	Jun 20 Jun 19	Jun 20 May 20	Jun 20 Jun 19
Consumer goods	+0.2	+0.8	-0.2	+0.5	-0.1	+0.6
Durable consumer goods	+0.2	+1.1	-0.1	+0.3	+0.4	+1.3
Non-durable consumer goods	+0.2	+0.8	-0.3	+0.4	-0.2	+0.5
Capital goods	+0.4	+0.3	+0.3	+0.7	+0.1	+1.0
Intermediate goods	-0.2	-1.1	-0.6	-2.2	-0.1	-1.1
Energy	+2.5	-18.6	+0.6	-7.1	+12.9	-27.2
Total except MIG energy	0.0	-0.1	-0.2	-0.5	0.0	+0.3
Total	+0.7	-6.1	-0.2	-0.7	+0.3	-0.7

(a) Data are provisional and subject to revisions.

Construction Producer Prices

CHART 4. CONSTRUCTION PRODUCER PRICE INDEX, BUILDINGS

January 2015 – June 2020, (index, 2015=100)

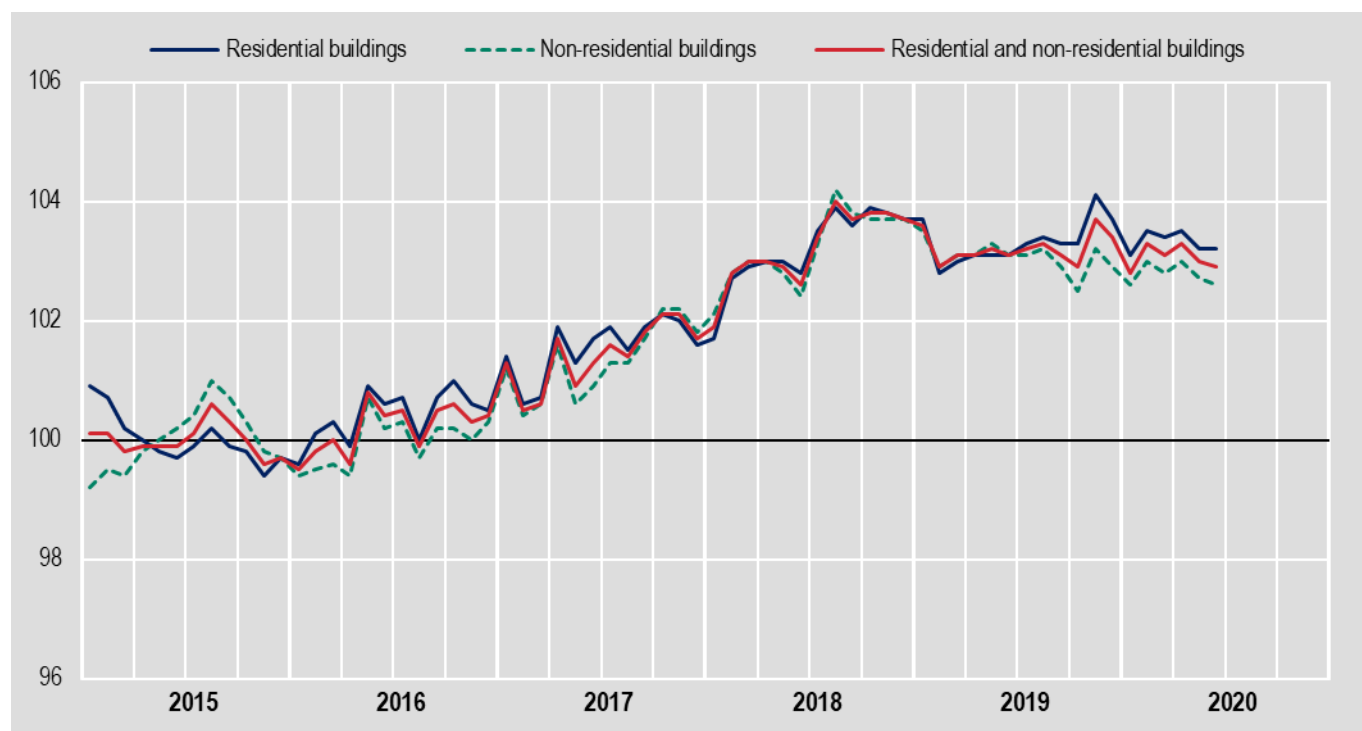


CHART 5. CONSTRUCTION PRODUCER PRICE INDEX, BUILDINGS

January 2016 – June 2020, month on previous month percent changes (index, 2015=100)

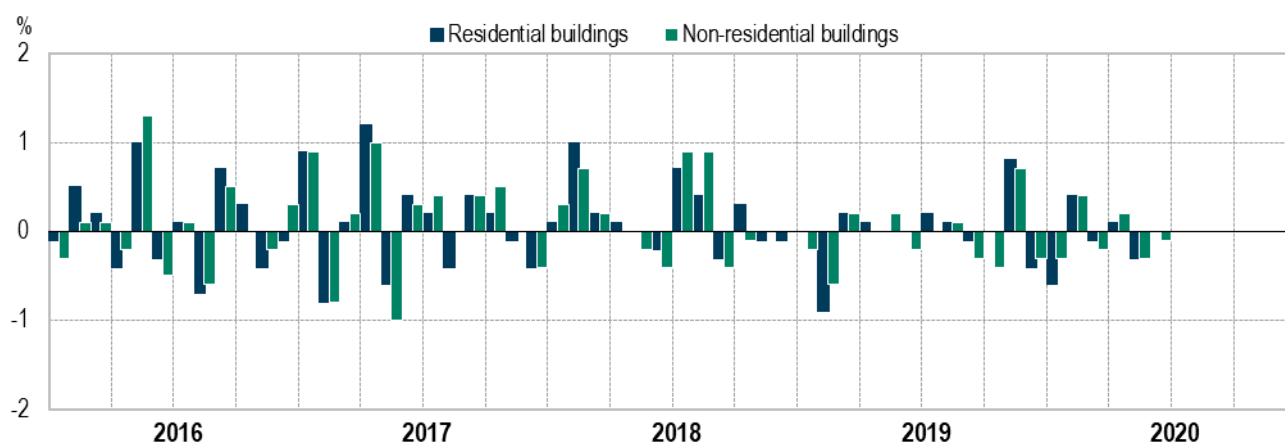


CHART 6. CONSTRUCTION PRODUCER PRICE INDEX, BUILDINGS

January 2016 – June 2020, month on same month a year ago percent changes (index, 2015=100)

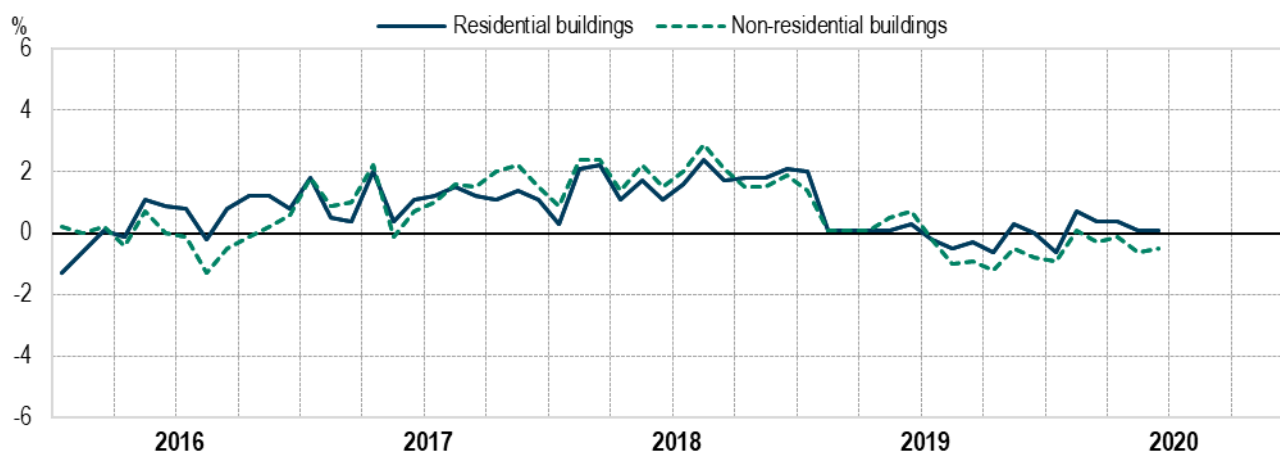


TABLE 3. CONSTRUCTION PRODUCER PRICE INDEX

June 2020 (a), months on previous months and month on same month a year ago percent changes (index, 2015=100)

	Index	Months on previous months		Month on same month a year ago	
		June 2020	Jun 20 May 20	Apr-Jun 20 Jan-Mar 20	Jun 20 Jun 19
F.41.2 Residential buildings and non-residential buildings	102.9	-0.1	0.0	-0.2	-0.1
<i>Residential buildings</i>	103.2	0.0	0.0	+0.1	+0.2
<i>Non-residential buildings</i>	102.6	-0.1	0.0	-0.5	-0.4
F.42.1 Roads and railways	99.8	+0.1	-0.2	+0.3	+0.3
<i>F.42.11 Roads and motorways</i>	99.6	+0.1	-0.9	+1.1	+1.8
<i>F.42.13 Bridges and tunnels</i>	99.8	+0.1	-0.2	+0.2	+0.2

(a) Data are provisional and subject to revisions

CHART 7. CONSTRUCTION PRODUCER PRICE INDEX, ROADS AND RAILWAYS, ROADS AND MOTORWAYS, BRIDGES AND TUNNELS

January 2015 – June 2020, (index, 2015=100)

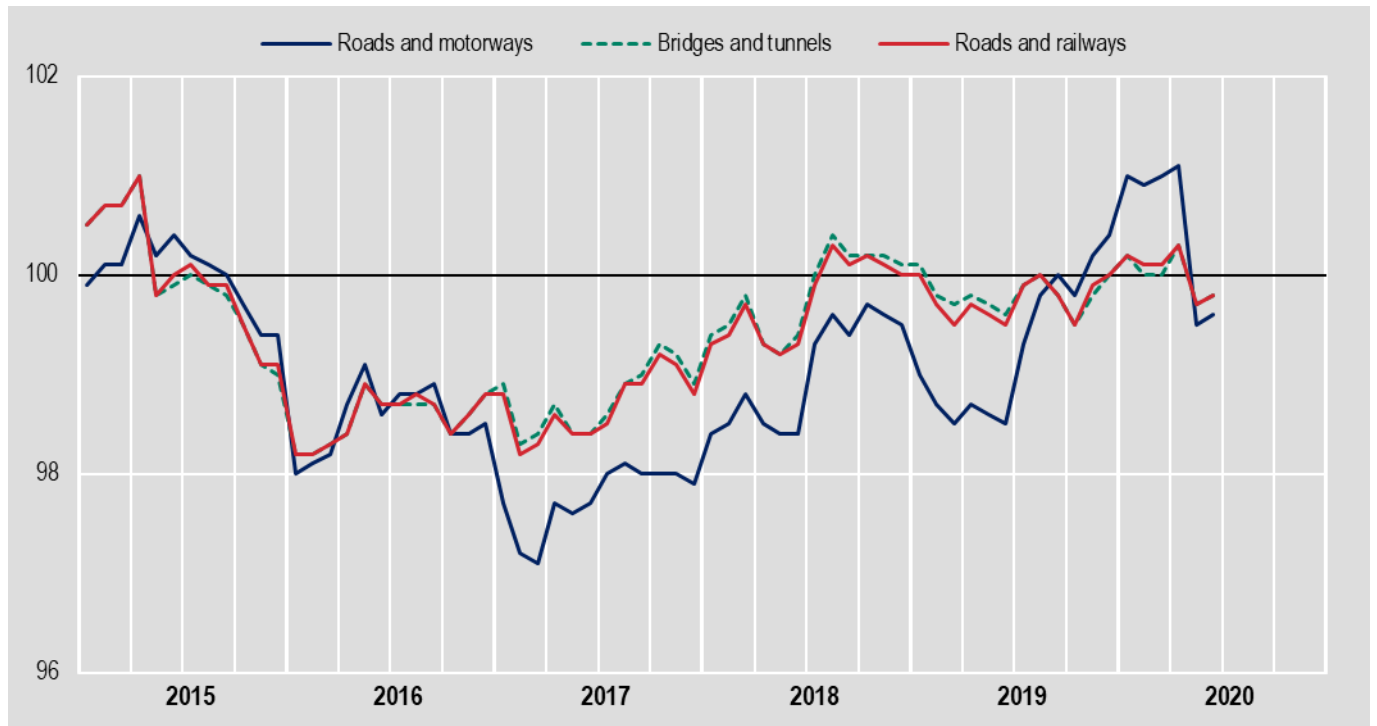


CHART 8. CONSTRUCTION PRODUCER PRICE INDEX, ROADS AND RAILWAYS

January 2016 – June 2020, month on previous month and month on same month a year ago percent changes (index, 2015=100)

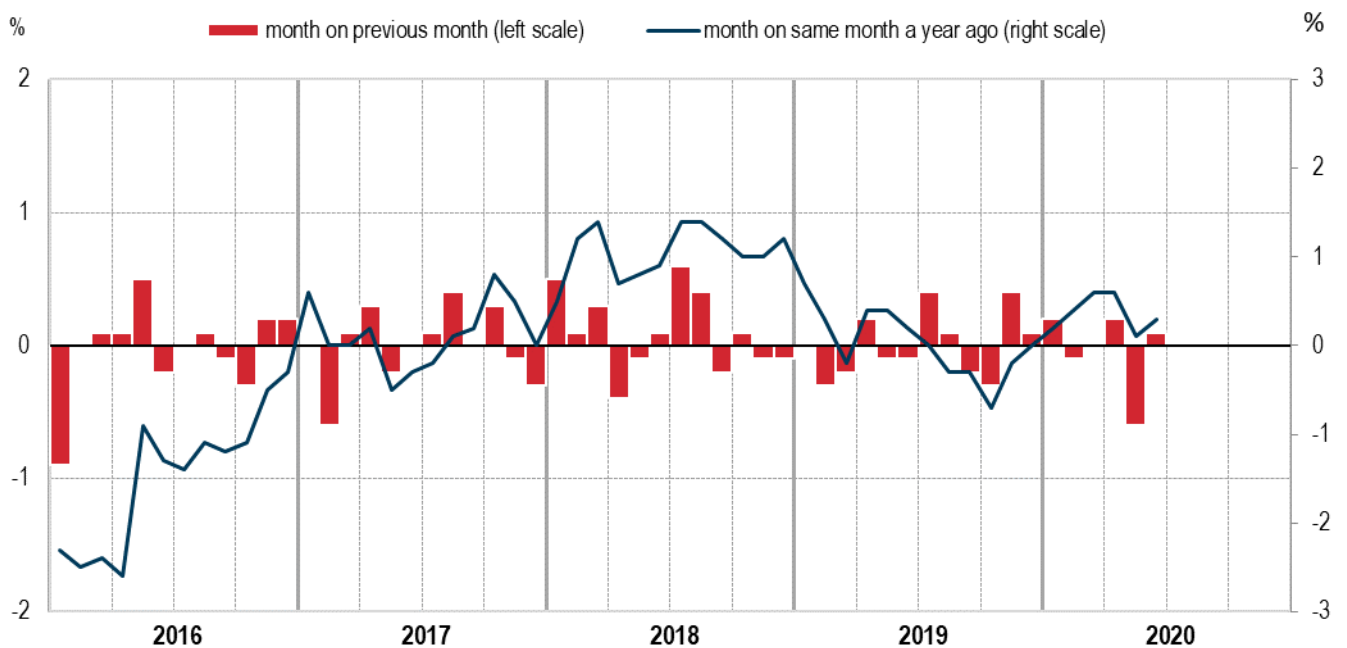


CHART 9. CONSTRUCTION PRODUCER PRICE INDEX, ROADS AND MOTORWAYS, BRIDGES AND TUNNELS

January 2016 – June 2020, month on previous month percent changes (index, 2015=100)

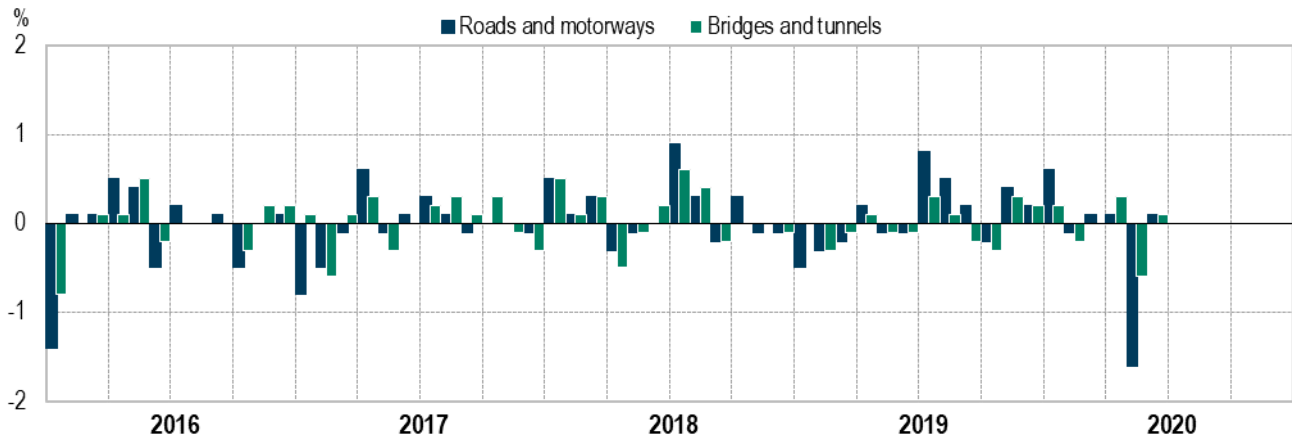


CHART 10. CONSTRUCTION PRODUCER PRICE INDEX, ROADS AND MOTORWAYS, BRIDGES AND TUNNELS

January 2016 – June 2020, month on same month a year ago percent changes (index, 2015=100)

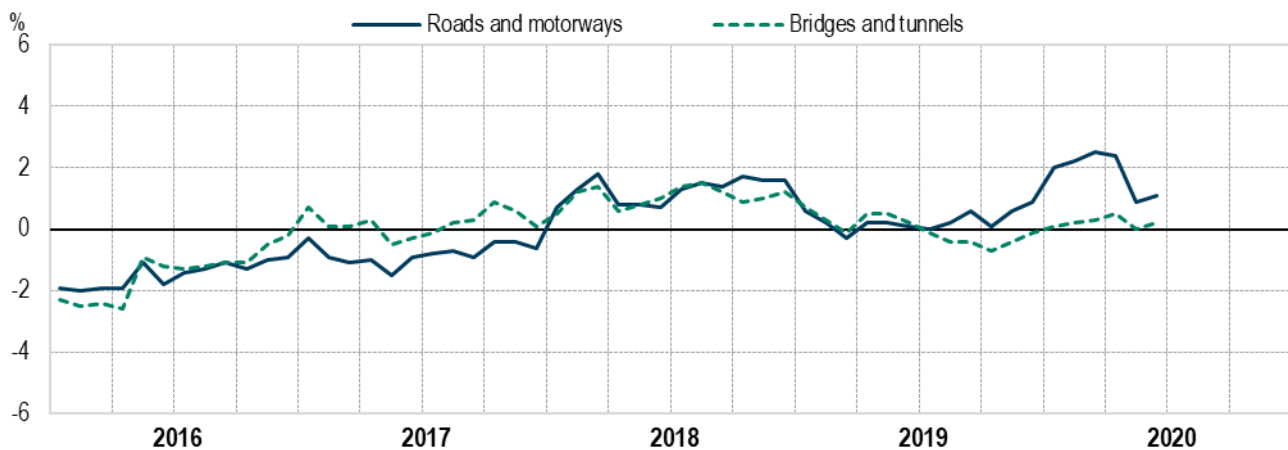


TABLE 4. INDUSTRIAL PRODUCER PRICES INDEX

May 2020, revisions of percentage changes, differences in percentage points (index, 2015=100)

Total		Domestic Market		Non Domestic Market		Non Domestic Market Euro area		Non Domestic Market No Euro area	
Month-on-month change	Year-on-year change	Month-on-month change	Year-on-year change	Month-on-month change	Year-on-year change	Month-on-month change	Year-on-year change	Month-on-month change	Year-on-year change
0.0	0.0	0.0	0.0	0.0	0.0	-0.1	-0.1	+0.1	+0.1

TABLE 5. CONSTRUCTION PRODUCER PRICE INDEX

May 2020, revisions of percentage changes, differences in percentage points (index, 2015=100)

Residential buildings and non-residential buildings		Residential buildings		Non-residential buildings		Roads and railways		Roads and motorways		Bridges and tunnels	
Month-on-month change	Year-on-year change	Month-on-month change	Year-on-year change	Month-on-month change	Year-on-year change	Month-on-month change	Year-on-year change	Month-on-month change	Year-on-year change	Month-on-month change	Year-on-year change
0.0	0.0	0.0	0.0	-0.1	-0.1	0.0	0.0	0.0	0.0	0.0	0.0

Industrial producer prices

Introduction

Industrial producer prices statistics derive from the *monthly survey of industrial producer prices*. This survey is included in the National Statistical Programme (code IST-02650).

Industrial producer prices indices measure the monthly prices dynamics of goods sold by enterprises – resident in Italy – to other enterprises or public administrations.

Indices *base period* is the month of December of the preceding year. Indices are disseminated through the Laspeyres chain-linking formula.

The monthly survey is based on non-random sample whose units (products, prices and enterprises) are annually updated. Approximately 1.700 products are surveyed from a list of about 5.500 industrial enterprises proving about 19.000 monthly price quotations.

Legal framework

[Legislative Decree No. 322 of 6 September 1989](#), and successive amendments and additions, “Regulation on the National Statistical System and on the reorganisation of the National Statistical Institute” - art. 6a, paragraph 1 (assumptions of processing), paragraph 2 (processing of personal data), paragraph 4 (communication of personal data to members of the National Statistical System), paragraphs 5, 6 and 7 (storage of data), paragraph 8 (exercise of rights of subject), art. 7 (obligation to provide statistical data), art. 8 (professional confidentiality of workers in the statistics offices), art. 9 (provisions for the protection of statistical confidentiality), art. 11 (administrative sanctions in case of failure to respond), art. 13 (National Statistical Programme).

[Legislative Decree No. 196 of 30 June 2003](#), “Code regarding the protection of personal data” - art. 2 (purpose), 4 (definitions), 7-10 (rights of the subject), 13 (information), 28-30 (subjects performing processing), 104-110 (processing for statistical or scientific purposes); “Code of ethics and good conduct for processing of personal data for statistical and scientific research purposes performed in the context of the National Statistical System” (Annex A.3 of the Code regarding the protection of personal data - Legislative Decree No. 196 of 30 June 2002).

[National Statistical Programme for three-year period 2017-2019](#), Decree of the President of the Republic, 31 January 2018 - “Approval of National Statistical Programme for the three-year period 2017-2019” (Official Gazette of the Italian Republic, general series - 20 March 2018, No. 66 - Ordinary Supplement No. 12). Council Regulation (EC) No. 1165/98, of 19 May 1998 (L 162, 5.6.1998), and successive amendments and additions, concerning short-term statistics.

[Council Regulation \(EC\) No. 1165/98 of 19 May 1998](#) (OJL 162, 5.6.1998) and its amendments and additions, concerning short-term statistics.

[Commission Regulation \(EC\) No. 586/2001 of 26 March 2001](#) on implementing Council Regulation (EC) No. 1165/98 concerning short-term statistics as regards the definition of Main Industrial Groupings (MIGs).

[Regulation No. 1158/2005 of the European Parliament and of the Council of 6 July 2005](#) amending Council Regulation (EC) No. 1165/98 concerning short-term statistics. The Regulation establishes a reference framework for the collection, compilation, transmission and evaluation of Community business statistics for the purpose of the analysis of the economic cycle.

[Commission Regulation \(EC\) No. 1503/2006 of 28 September 2006](#), implementing and amending Council Regulation (EC) No. 1165/98 concerning short-term statistics as regards definitions of variables, list of variables and frequency of data compilation.

[Commission Regulation \(EC\) No. 656/2007 of 14 June 2007](#) amending Regulation (EC) No. 586/2001 on implementing Council Regulation (EC) No. 1165/98 concerning short-term statistics as regards the definition of main industrial groupings (MIGs).

[Commission Regulation \(EC\) No. 1178/2008](#) amending Council Regulation (EC) No. 1165/98 concerning short-term statistics and Commission Regulations (EC) No. 1503/2006 and (EC) No. 657/2007 as regards adaptations following the revision of statistical classifications NACE and CPA.

Classifications

[The Classification of the Economic Activities 2007](#) (Ateco 2007) is the national version of the [NACE Rev. 2](#) classification (Statistical classification of economic activities adopted in the European Union, EU). It lists the economic activities grouping by Sections, Divisions, Groups, Classes, Categories and sub-categories. The current version of the Ateco 2007 came into force on 1 January 2008.

[The Classification of Products Associated to the Activity](#) (CPA Version 2.1) is adopted at EU and groups products to NACE economic activities. [The Combined Nomenclature](#) (CN) is the classification adopted in the EU for the international trade in goods statistics.

[The ProdCom nomenclature](#) is a list of products belonging to the mining and manufacturing industries, harmonised at EU level. This list is annually updated. The titles of the Prodcom list are derived from the CN; each product category is characterised by an eight-digit numeric code. The first six of the eight digit are identical to the CPA ones. Therefore the Prodcom list is also consistent with the CPA code and even more so with the NACE. The link Prodcom/CPA leads to the link with NACE and allows the identification of the product/industrial enterprise; the link Prodcom/CN allows the comparison between the industrial products and international trade goods.

[The Main Industrial Groupings \(MIGs\)](#) defined by the European Commission Regulation No. 656/2007 group products in the following aggregates: consumer durables, consumer non-durables, capital goods, intermediate goods and energy.

Observation field, analysis and survey unit

The observation field of the survey concerns:

- a) products included in Sections from B to E36 of the CPA classification (derived from NACE Rev. 2). Products of the sectors relating to marine, aerospace and railway construction and arms are excluded;
- b) Enterprises with main economic activity in the sectors of mining and manufacturing including supply of electricity, gas, steam and air conditioning - collection, treatment and supply of water (sections B, C, D, E36 of the Ateco 2007 classification derived from NACE Rev. 2).

The product defined by the Prodcom code is the analysis unit. Enterprises provide price quotations corresponding to a list of their own products consistent with the Prodcom definition. The analysis unit can be a raw material, a semifinished product or a finished one. It is manufactured and destined for sale both on domestic and non-domestic market. The product consists in the elementary unit to which survey prices are referred to. Custom products are excluded from the survey as well as the goods manufactured in a local unit and sold another unit of the same enterprise of industrial group.

The survey unit is the industrial enterprises whose factories are located in Italy.

Sampling design

Both for the domestic market and the Euro and non-Euro area, the monthly survey of producer prices is based on a sample annually updated. Once a year, the products basket and the list of enterprises are updated. Consequently price series are updated too. The basket of product is a non-random selection of representative goods manufactured in Italy by industrial enterprises and sold on the domestic market or directly exported. Enterprises are linked to product by using the information available in the Business register. Concerning the domestic market, products are singled out using the annual industrial statistics (Prodcom). Referring to the non-domestic market, products are selected by the international trade of goods statistics. Respectively for the domestic and non-domestic market, variables used to select products are those of the value of production sold and annual value of exports.

Each enterprises involved in the sample survey is requested to provide the monthly price of the most representative sold.

The annual sample updating allows a better representativeness of the information provided to users. Both for products and enterprises in fact, no longer economically relevant units are ruled out from the survey and substituted by new ones. On the other hand, the annual updating of respondents allows also to make a rotation plan for reducing the statistical burden on enterprises without damaging the need and the collection of statistical information.

Table A summarises the composition enterprises/products/prices of the index base period December 2019.

Table A. INDUSTRIAL PRODUCER PRICES. Sample size of products, enterprises and prices December 2019 calculation base

UNIT	Total market	Domestic market	Non domestic market	Non domestic market euro area	Non domestic market non-euro area
	Base 2019	Base 2019	Base 2019	Base 2019	Base 2019
	Products	1.680	1.199	1.085	837
Enterprises	5.570	3.554	2.820	1.736	1.712
Prices	18.875	10.498	8.377	4.183	4.194

Data collection and quality control

Data are collected by a web questionnaire available in the Istat Statistics Portal. The electronic questionnaire allows respondents to send data pre-checked improving timeliness too. The respondents in fact are directly notified about errors in filling in the questionnaire due to incompatible responses or breaks in continuity or inconsistencies and omissions.

Data must be transmitted by respondents within a time window whose lower and upper times are respectively the first and the twelfth day after the end of the reference month. This time interval allows to be compliance with the Short-Terms Statistical Regulation deadline. Reminders and follow up operations are planned for reducing non-responses. In particular these activities are undertaken both before and after releasing provisional data firstly and successively before publishing final data.

The questionnaire is pre-filled: each enterprises fills in its own questionnaire by detailing prices consistently with the definition of product contained in the same questionnaire. Prices concern the most representative items the respondent produces and sell on the domestic and the non-domestic market. These items are the ones the enterprise regularly and monthly sells. Prices are actually producer prices because they refer to sale between two enterprises. Both the producer (seller) and the purchaser are enterprises. The price must be surveyed in Euros, net of the VAT, and must be a real transaction price (list prices and transfer prices are therefore excluded).

Data collected are checked and corrected. Missing data are estimated. Data are released as anonymous and aggregate index numbers.

Index compilation

The industrial producer prices indices are compiled according to the methodology of the annual chain-linking on a monthly basis. Since March 2020, backward to January, the producer price indices on industry are released in the reference base 2015=100 and the base period is the month of December 2019. The system of producer price indices on industry is made up of three surveyed variables - referring to the domestic market, the Euro area market, non-Euro area market - and by two summary variables – foreign market (Euro and non-Euro areas), and total market (domestic and foreign markets).

The surveyed variables are calculated as base period indices and successively released as reference base indices. The compilation process is made up of three steps. The first steps deals with the definition of price relatives (quotients of current prices – numerator – and base prices, Denominator, December 2019). In the second step, prices relatives associated with each product are aggregated by simple geometric average to provide product indices. In the third step, the product indices are aggregated by weighted arithmetic averages (chain-linked Laspeyres type formula) to provide the whole set of sub-aggregate indices and the overall one.

Index purpose

Main index purposes are:

- the short-term measure of the inflationary dynamics in the first stage of commercialisation of the industrial products;
- the study and identification of inflationary factors;

- the comparative analyses between different countries;
- the deflation of the industrial monetary indicators of national accounts;
- the indexing of long term contracts that explicitly set out usage of this index.

The producer price index also contributes to the calculation of the producer price indices for the total of countries of the EMU and the EU, through the summaries with the analogous indicators produced by the other member countries.

Weights

For the three variables surveyed (domestic market, Euro area foreign market and non-Euro area foreign market), the weighting systems are determined using different sources.

At the upper level the aggregation mechanism (from the fourth digit of the Ateco 2007 classification up to the total of industry), weights are derived from the value of total turnover in industry – the information comes from the *Frame-SBS*¹ register and from the survey “Economic results of businesses” - and from the value of total exports - distinct by Euro and non-Euro areas - derived from the foreign trade surveys. Data refer the year 2017, the most recently available.

At the lower level, product weights for the three markets (domestic, non-domestic Euro area and non-domestic Non-euro area) are setting up using the annual value data of industrial production sold in 2017, available from Prodcom Survey and the annual value data of exports measured in 2017 by the foreign trade statistics surveys.

Timeliness and revisions

Producer price indices of industry are monthly revised. Provisional data are released about 30 days after the end of the reference period. A second release concerns final data. after about 60 days from the end of the reference period. No other revisions are carried out.

The release calendar is annually defined and published on the Institute website <https://www.istat.it/en/information-and-services/journalists/release-calendar>.

Issue

Producer price indices as well as all the other data released by Istat are protected by statistical confidentiality (art. 9 of Legislative Decree No. 322/898) and subject to the legislation relating to the protection and processing of personal data (Legislative Decree No. 196 of 30 June 2002).

Data are published simultaneously to all the interested parties through the monthly press release - Flash Statistics “[Industrial and construction producer price](#)” - published on the Istat website.

The series of the updated indices are published, simultaneously to the press release, on the Institute data warehouse (I.stat) within the Prices theme- [Industrial producer prices](#) and on [Rivaluta](#).

In compliance with the European Regulation on the Short-Term Statistics, data are also transmitted to Eurostat <http://ec.europa.eu/eurostat/data/database> (Theme *Industry, trade and services*, subject *Short-term business statistics (sts)/Industry (sts_ind)*).

Further information in the following documents: (only Italian version available)

December 2019 calculation base: [Nota Informativa 31 marzo 2020](#)

December 2018 calculation base: [Nota Informativa 29 marzo 2019](#)

The new base 2015=100: [Nota Informativa 29 marzo 2018](#)

December 2016 calculation base: [Nota Informativa 31 marzo 2017](#)

The new base 2010=100: [Nota Informativa 7 marzo 2013](#)

Fixed base chain-linking changeover: [Nota Informativa 3 marzo 2011](#)

¹ Frame-SBS is a statistical register of annual economic variables of all active enterprises included in the ASIA-Enterprises business register

Construction producer prices

Introduction

Istat compiles and disseminates Construction Producer prices as a system of secondary statistics. Within NACE Division F 41, indices concern Groups 41.2 (Construction of residential and non-residential buildings) and 42.1 (Construction of roads and railways). The former Group is detailed through two sub-aggregates: Construction of residential building and Construction of non-residential buildings. The latter Group has a breakdown in two Classes: 42.11 (Construction of roads and motorways) and 42.13 (Construction of bridges and tunnels).

Construction producer price indices are a measure of the monthly prices dynamics of i) new residential and non-residential building; and ii) roads. Price indices refer to buildings/road constructions sold by the contractor to the client. The contractor is the enterprise that took the initiative for the construction work; the client is the enterprise for whom the new building/road has been constructed.

Legal framework

Commission Regulation (EC) No. 1158/2001 of 26 March 2001 on implementing Council Regulation (EC) No. 1165/98 concerning short-term statistics as regards the definition of Main Industrial Groupings (MIGs).

Regulation No. 1158/2005 of the European Parliament and of the Council of 6 July 2005 amending Council Regulation (EC) No. 1165/98 concerning short-term statistics. The Regulation establishes a reference framework for the collection, compilation, transmission and evaluation of Community business statistics for the purpose of the analysis of the economic cycle.

Commission Regulation (EC) No. 1503/2006 of 28 September 2006, implementing and amending Council Regulation (EC) No. 1165/98 concerning short-term statistics as regards definitions of variables, list of variables and frequency of data compilation.

Commission Regulation (EC) No. 656/2007 of 14 June 2007 amending Regulation (EC) No. 586/2001 on implementing Council Regulation (EC) No. 1165/98 concerning short-term statistics as regards the definition of main industrial groupings (MIGs).

Commission Regulation (EC) No. 1178/2008 amending Council Regulation (EC) No. 1165/98 concerning short-term statistics and Commission Regulations (EC) No. 1503/2006 and (EC) No. 657/2007 as regards adaptations following the revision of statistical classifications NACE and CPA.

Classifications

The Classification of the Economic Activities 2007 (Ateco 2007) is the national version of the NACE Rev, 2 classification (Statistical classification of economic activities adopted in the European Union, EU). It lists the economic activities grouping by Sections, Divisions, Groups, Classes, Categories and sub-categories. The current version of the Ateco 2007 came into force on 1 January 2008.

Observation field, object and index purposes

Producer price index in construction focuses the attention on the evolution of prices in the construction activity as this one is defined in the Division F 41 of NACE Rev.2. For this reason these output price indices consider the point of view of the contractor.

While a construction cost index measures the relationships between costs at a constant technology and input mix, a producer price measures movements in prices charged to client of construction work. Producer price index, in fact, includes changes in contractor's margins.

It is the object of a producer price index in construction to show the evolution of prices received by the contractor (construction enterprise) to sell the construction work to the client i.e. the enterprise who gave the building/road commitment. Therefore, the producer price is the output price paid by the client: VAT, land, architect's fees and the client's profit margins are excluded because the client is not the final owner of the new building/road.

Main index of producer price in construction purposes are:

- providing short-term measure of the inflationary dynamics in new building/road construction;
- comparative analyses among different countries in construction output price indices;
- deflating production in construction;
- construction contracts updating.

Index compilation

Technically, producer price index in constructions is made up of three components: direct costs (construction costs), overheads and contractors' mark-up. This frame is the weightings system of producer prices in constructions. Direct costs and overheads are lists of items to whom a set of appropriate price indices are referred to.

Direct costs dynamic is provided by a set of industrial producer price indices. Overheads dynamic derives from a set of producer price indices in services. A price measure of contractor's profit margin is defined as a deflator. This one is the ratio between a value index (supply and use gross operating margin) and a quantity index (production in construction index).

Monthly, average arithmetic means of items' prices and items' weights provide a set of sub-aggregates and aggregates producer price indices in building/road construction.

Indices base period is the month of December of the preceding year. Indices are disseminated through the Laspeyres chain-linking formula.

As producer price indices in construction are built up by processing a set of indices derived by monthly and quarterly price indicators, no statistical burden on respondents occurs (and, therefore, no data collection operations are carried out).

These indices are compiled and released at national level, since 2010.

Weights

Construction producer price index weightings are derived from a set of coherent data sources. National accounts, structural business statistics, building permits and, at detailed level, direct cost items are listed according to construction projects for residential building, non-residential building and roads. These technical projects are provided by the Universities of Cassino and Rome Civil engineering department and from the national agency for roads.

National accounts provide gross value of production as it derives from the Supply and use table, branches F41 and F42. This value is detailing into 260 items: 177 refer to intermediate consumptions of goods, 79 intermediate consumptions of services. Further, labour cost, consumption of fixed capital and net operating margin, each one concerning just an item. The (national accounts) gross value of production is processed in order to get a producer price frame according to the scheme provided in the manual *Methodology of short-term business statistics, interpretation and guidelines* (Eurostat, 2002). Direct costs sub aggregate weight (value) is given by the sum of all 177 items above mentioned plus values of labour costs and other taxes and subsidies on production. On its turn, overheads weight is defined by summing the 79 item values of services intermediate consumptions. At last, mark-up weight is given by the sum of consumption of fixed capital value and net operating margin value.

The Supply and use table of F41 value is processed through the SBS one (total production value of all enterprises whose main economic activity concerns NACE F41.2) to get the Group F41.2 weight. Analogously, by processing Supply and use table of F42 value by the SBS one (this time, the production value of all enterprises whose main economic activity concerns NACE F41.2) the Group F42.1 weight is defined. The next step is aimed to detail sub-aggregates weights in each of the above NACE Groups. To distinguish between Construction of residential building and Construction of non-residential building, the variable used is the total square meters surface as it derives from the monthly Building permits survey. Finally, in the NACE Group F42.1 the distinction between Classes F42.11 and F42.13 is obtained by using the weightings structure as it is contained in the road construction project. This last allows to identify weights distinguishing between outdoor sections of road, F42.11, and the one of bridges and tunnels, F42.13.

Timeliness and revisions

Producer price indices in construction are monthly revised. Provisional data are released about 30 days after the end of the reference period. A second release concerns final data, after about 60 days from the end of the reference period. No other revisions are carried out.

The release calendar is annually defined and published on the Institute website <https://www.istat.it/en/information-and-services/journalists/release-calendar>.

Issue

Producer price indices in construction as well as all the other data released by Istat are protected by statistical confidentiality (art. 9 of Legislative Decree No. 322/898) and subject to the legislation relating to the protection and processing of personal data (Legislative Decree No. 196 of 30 June 2002).

Data are published simultaneously to all the interested parties through the monthly press release - Flash Statistics "[Industrial and construction producer price](#)" - published on the Istat website.

The series of the updated indices are published, simultaneously to the press release, on the Institute data warehouse (I.stat) within the Prices theme- [Industrial producer prices](#) and on [Rivaluta](#).

In compliance with the European Regulation on the Short-Term Statistics, data are also transmitted to Eurostat <http://ec.europa.eu/eurostat/data/database> (Theme *Industry, trade and services*, subject *Short-term business statistics (sts)/Industry (sts_ind)*).

For technical and methodological information

Industrial producer prices

Emiliano Sibio

tel. +39 06 4673.6028
sibio@istat.it

Emanuela Valci

tel. +39 06 4673.6206
valci@istat.it

Construction producer prices

Francesca Coppola

tel. +39 06 4673.6162
fcoppola@istat.it

Elisabetta Aquilini

tel. +39 06 4673.6306
aquilini@istat.it