

Consumer Prices 2018: what is new?

Municipalities which participate in the survey

79 for all the products

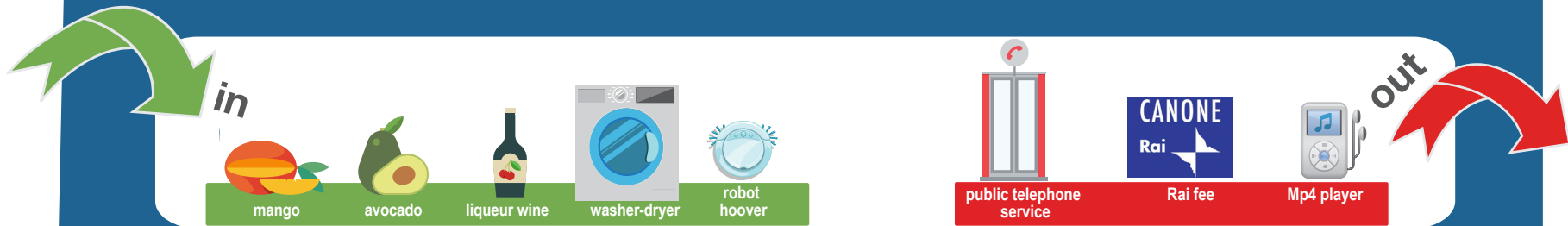


NORTH CENTRE SOUTH AND ISLANDS

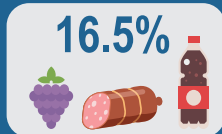
17 for a subset of products



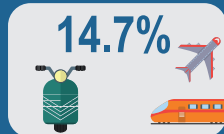
1,489 products in the basket



Food and non-alcoholic beverages



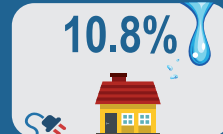
Transport



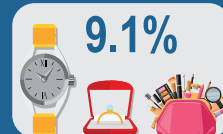
Restaurants and hotels




Housing, water, electricity, gas and other fuels



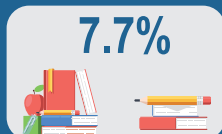
Miscellaneous goods and services



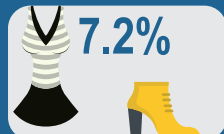
Health



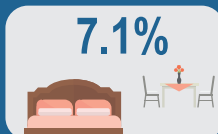
Recreation and culture



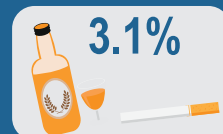
Clothing and footwear




Furnishing, household equipment and maintenance




Alcoholic beverages, tobacco



Communication



Education



weights used to calculate the consumer price index NIC (percentage values). Percentages do not total 100 due to rounding

3,840,000
scanner data

461,000 by municipal statistical offices

PRICE QUOTES COLLECTED EACH MONTH

153,000 directly by Istat

63,700 prices of fuels using data base of the Ministry of Economic Development

