

**Civil case:** proceeding aimed at settling disputes relating to labour law, land, social security and welfare. In first instance they are handled by the Justices of the peace and ordinary courts, while in second instance by the Courts of Appeal

**Criminal case:** proceeding aimed at ascertaining and sanctioning criminal responsibility for an offence. Data refer to filed, closed and pending proceedings handled by all first and second instance legal offices during the various procedural stages. Hence, each proceeding could be counted more than once depending on the office that handled it

**Average duration:** ratio of pending to filed and closed civil cases (initial+ending), per 365

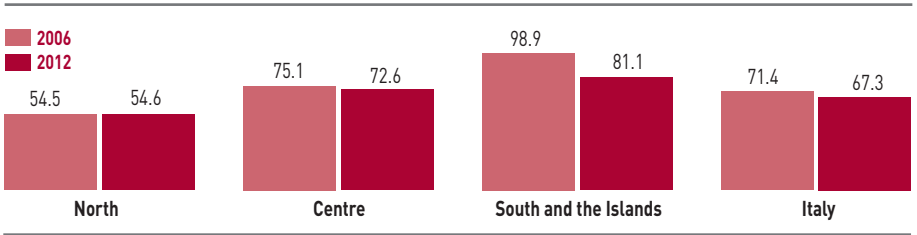
**Litigation rate:** ratio of first instance civil cases filed with the Justice of Peace or Ordinary Courts in the year to average resident population, per 1,000

**STAFF OF THE JUDICIARY**  
2012

	MAGISTRATES		TECHNICAL AND ADMINISTRATIVE STAFF		JUSTICES OF THE PEACE*	
	establishment plan posts	occupied posts	establishment plan posts	occupied posts	establishment plan posts	occupied posts**
North	3,185	2,920	13,759	11,138	1,481	679
Centre	1,745	1,612	8,314	6,905	803	367
South and Islands	4,185	3,784	19,383	17,137	2,406	1,246
Central offices***	490	378	2,666	2,031	-	-
<b>Total****</b>	<b>9,605</b>	<b>8,694</b>	<b>44,122</b>	<b>37,211</b>	<b>4,690</b>	<b>2,292</b>

\* the Justice of the Peace functions are exercised by honorary magistrates who, however, have no contractual relationship with the Ministry of Justice  
 \*\* honorary magistrates who have served as Justices of the Peace in 2012  
 \*\*\* national offices: Ministry of Justice, High Court for public water, Anti-mafia national department, Supreme Court and General Attorney of Supreme Court  
 \*\*\*\* values of the staff refer to the staff distributed in the offices of interest out of a total of 10,151 set by law

**LITIGATION RATE BY GEOGRAPHICAL AREA**  
2006 and 2012



**CIVIL CASES BY LEVEL OF COURT**  
2006 and 2012

	2006		2012	
	first instance	second instance	first instance	second instance
Filed	4,177,444	146,629	4,041,919	189,936
Closed	3,969,649	109,558	4,266,052	193,288
Pending at the end of the year	4,660,175	384,707	4,655,595	623,758
Average duration in days	494	1,043	447	1,139

**CRIMINAL CASES BY LEVEL OF COURT**  
2006 and 2012

	2006		2012	
	first instance	second instance	first instance	second instance
Filed	5,667,536	90,030	5,851,727	162,245
Closed	5,478,544	75,450	5,857,273	150,052
Pending at the end of the year	5,184,152	157,713	4,725,191	283,961

**Judicial authority:** the authority in charge of the administration of criminal, civil and administrative justice

**Crime:** offence for which the main penalty of imprisonment, fine and some accessory penalties (i.e. interdiction from Public Offices) are provided

**Detainee:** person indicted or sentenced under measures restricting freedom, held in prison in pre-trial detention or serving a sentence

**Inmate:** person sentenced to detention in special institutions (criminal psychiatric hospitals, treatment and surveillance centres, agricultural colonies or workhouses etc.)

**DETAINEES AND INMATES AT THE END OF 2013 BY AGE**

18-20	910
21-24	4,371
25-29	8,578
30-34	10,200
35-39	9,970
40-44	9,157
45-49	7,319
50-59	8,472
60-69	2,943
70 and over	597
Not classified	19
<b>Total</b>	<b>62,536</b>

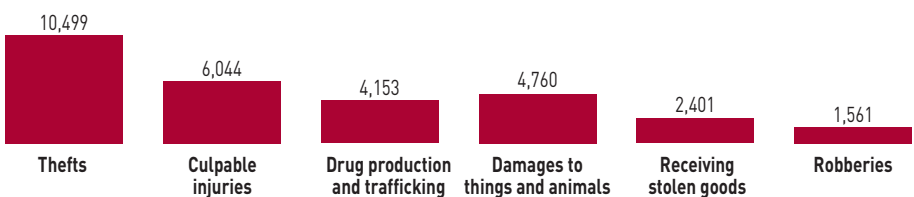
20 JUSTICE

**CRIMES REPORTED BY POLICE FORCES TO JUDICIAL AUTHORITIES 2009-2012**

	2009	2010	2011	2012
Intentional homicides	586	526	550	528
Attempted homicides	1,346	1,309	1,401	1,327
Unintentional homicides	1,718	1,765	1,783	1,716
Culpable injuries	65,611	64,866	68,500	69,527
Assaults	15,205	14,270	15,196	15,659
Threats	83,483	81,164	83,316	86,347
Kidnapping	1,481	1,436	1,443	1,474
Rapes	4,963	4,813	4,617	4,689
Thefts	1,318,076	1,325,013	1,460,205	1,520,623
Robberies	35,822	33,754	40,549	42,631
Extortions	6,189	5,992	6,099	6,478
Swindles and computer frauds	99,366	96,442	105,692	116,767
Laundering*	1,269	1,344	1,350	1,685
Receiving stolen goods	23,619	23,686	23,773	25,080
Damaging	415,391	414,923	398,521	364,435
Arson	10,921	9,622	12,980	13,170
Drugs	34,101	32,761	34,034	33,852
Embezzlement, misappropriation, corruption**	1,229	1,266	1,300	1,527
Abuse of office	1,099	1,193	1,196	1,259
Other crimes	508,356	504,874	500,507	510,060
<b>Total</b>	<b>2,629,831</b>	<b>2,621,019</b>	<b>2,763,012</b>	<b>2,818,834</b>

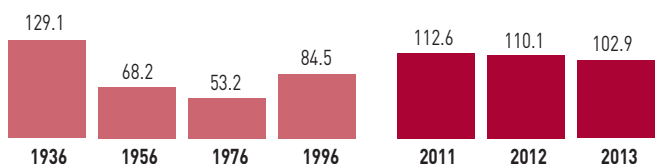
\* articles 648 bis and 648 ter of the Criminal Code \*\* articles 314, 316, 316 bis, 316 ter, 317, 318, 319 ter, 320, 321, 322, 322 bis of the Criminal Code

**MINORS REPORTED BY MAIN TYPE OF CRIME 2011\***



\* provisional data

**DETAINEES AND INMATES\* AT THE END OF THE YEAR 1936-2013 per 100,000 inhabitants**



\* minors not included