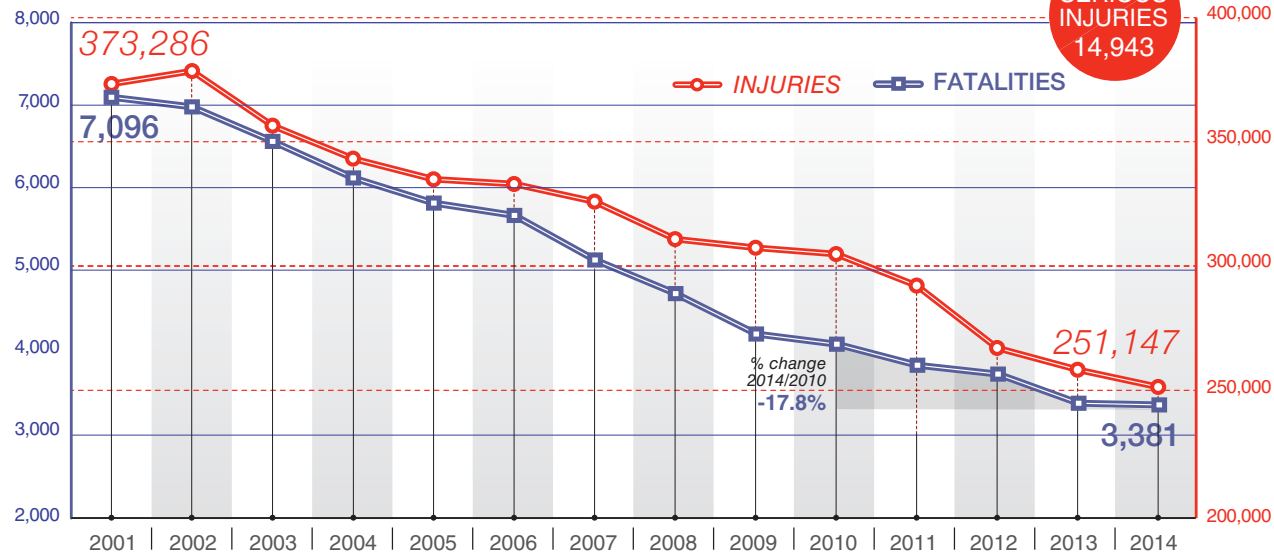
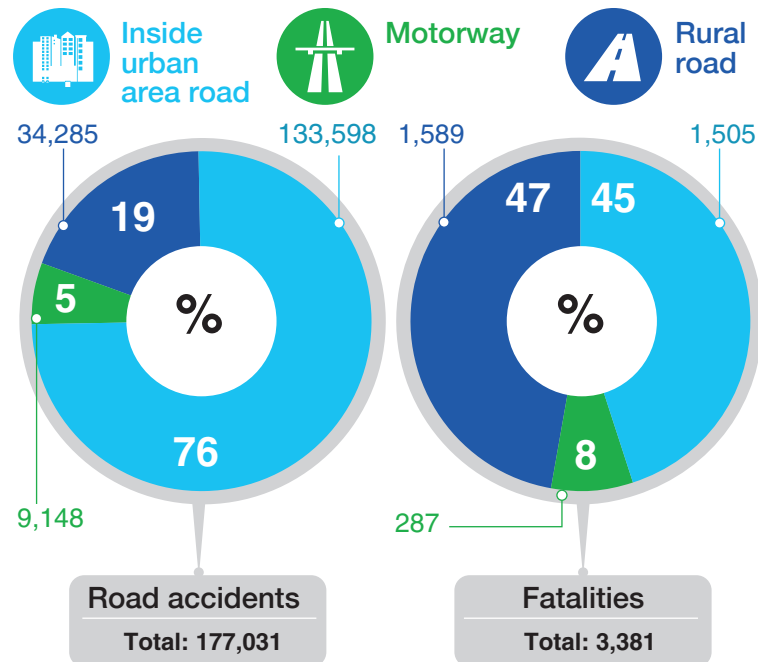


Road accidents in Italy in 2014

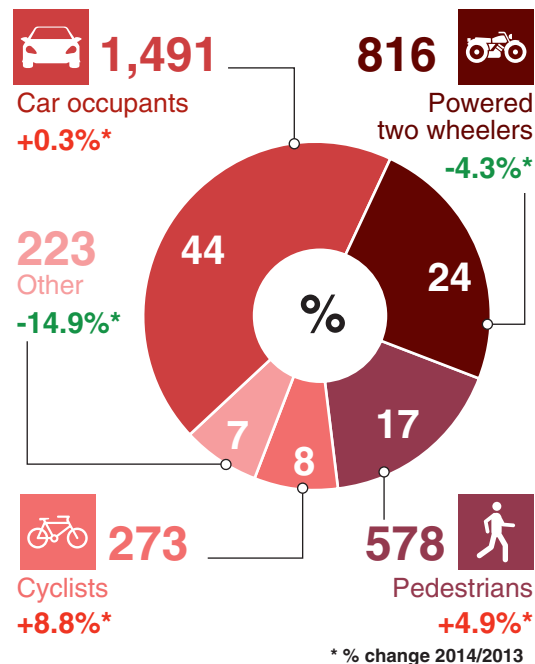
INJURIES AND FATALITIES



ROAD ACCIDENTS AND FATALITIES BY ROAD TYPE

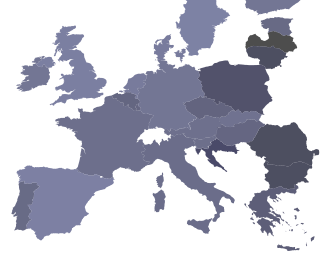


FATALITIES BY ROAD USER TYPE



IN EUROPE

Deaths per million inhabitants in Eu28



Malta	23.4
Sweden	27.8
United Kingdom	28.0
Denmark	32.5
The Netherlands	33.8
Spain	35.7
Finland	41.0
Germany	41.6
Ireland	42.2
Slovakia	47.6
Austria	50.3
Eu28	51.0
France	51.2
Slovenia	52.4
Cyprus	52.8
Italy	55.6
Portugal	58.4
Estonia	59.3
Luxembourg	62.9
Hungary	63.5
Belgium	63.7
Czech Republic	65.4
Croatia	72.7
Greece	73.0
Poland	84.2
Lithuania	90.4
Bulgaria	90.7
Romania	91.3
Latvia	106.3

Source: ETSC (European Transport Safety Council), Annual PIN report. Year 2015